



**Nanaimo Action Shooters
and
The Independent Shooters League**

present

“President’s Cup 2018”

Sunday, September 23rd, 2018

7 Stages, 163 rounds

at

Nanaimo Fish & Game

1325 Nanaimo Lakes Road

Nanaimo, BC

Match Director: Kevin Wheatcroft

CRO: Dom Piluso

General Notes and Rules

- Registration is from 8:30 am – 9:30 am. Prior approval by the Match Director is required for late registration. Match Fee; \$30 with pre-registration at www.islbc.ca, \$40 on match day.
 - This match consists of 7 stages and 163 rounds, 815 points.
 - I.S.L. membership is mandatory. Memberships will be available at the match.
 - At registration competitors must indicate which division they would prefer to shoot in (Open, Standard, Classic, Production, Production Optic or Revolver) and Power Factor of their ammunition. (Major, Minor).
 - Rules as per current IPSC Rule Book and current I.S.L. house rules.
 - Safety Areas will be designated. No handling of ammunition is allowed in the safety areas.
 - It is each competitor's responsibility to have their loads chronographed through their own gun. Six rounds are required.
 - Due to range conditions, distances and actual layout may vary.
 - As a condition of entry, competitors will be required to work.
 - All no-shoot targets will be white unless otherwise specified.
 - Targets indicating hard cover will be painted black. The painted portion will not score.
 - All targets will be IPSC classic targets unless otherwise specified.
 - All competitors and spectators must wear hearing and eye protection while on the range.
 - All steel shoot targets will be primer red and must fall to score.
 - No alcoholic beverages will be allowed until shooting is completed for the day and all ranges cleared.
 - Trophies will be awarded for most improved, league leader and president's cup.
-
- For more information phone Kevin at 250-754-4543 before 9:00 PM or email kevin@actionshooters.org.
 - Information will also be posted on our website; www.islbc.ca

Stage 1

And behind door number

Alley 1

Design: Jurgen B.

Rounds: 32

Points: 160

Scoring: Comstock

Start Signal: Audible

Stop Signal: Last Shot

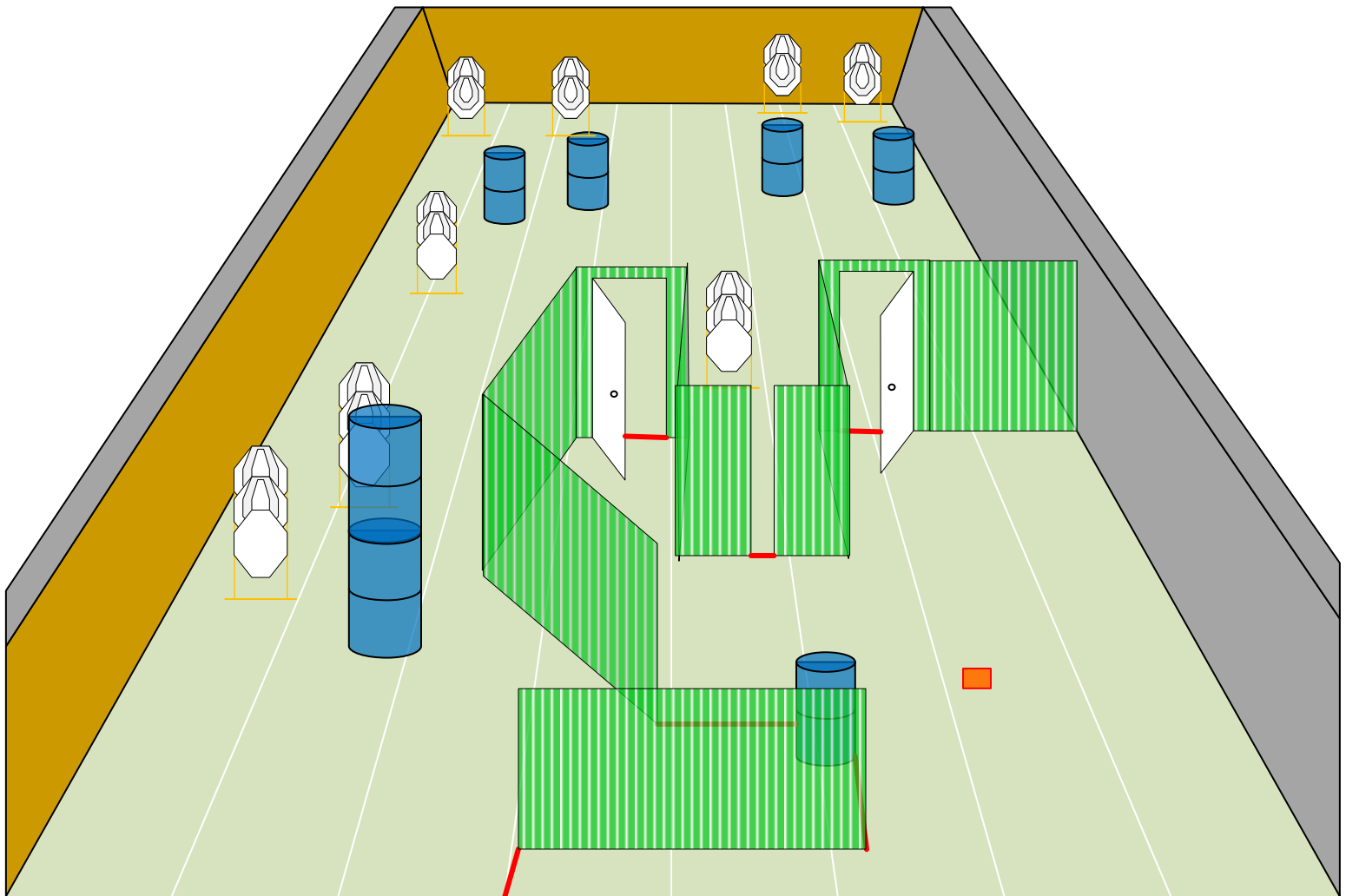
Range: 5 to 10m

Targets: 16 IPSC, 4 No-Shoots

Start position: Standing on orange plate, facing down range, hands clasp behind head; fingers laced. Firearm is loaded and holstered.

Procedure: On start signal engage all targets as they become visible within shooting area.

Notes: None



Stage 2

Thread the Needle

Alley 2

Design: Jurgen B.

Rounds: 28

Points: 140

Scoring: Comstock

Start Signal: Audible

Stop Signal: Last Shot

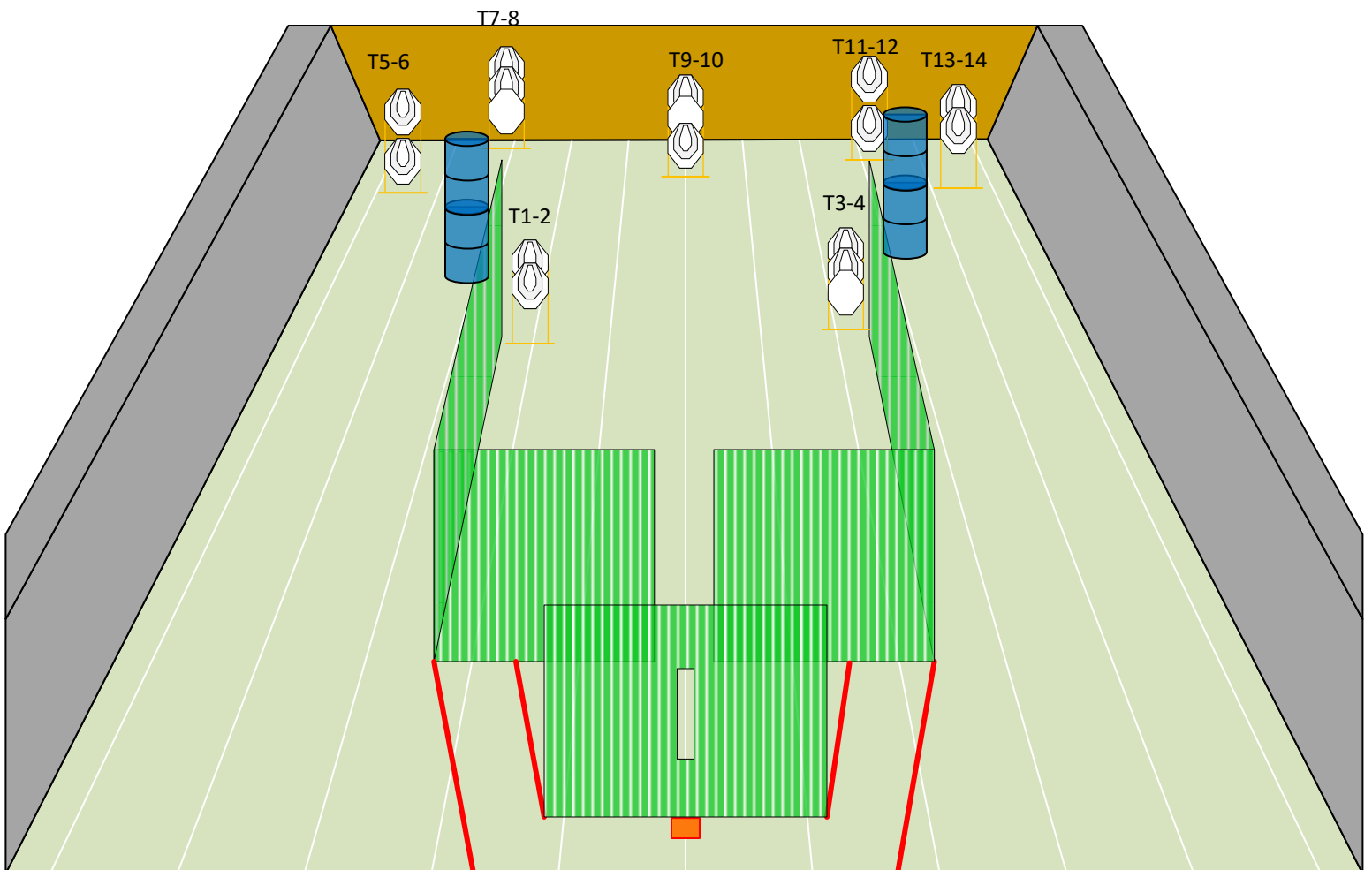
Range: 5 to 12m

Targets: 14 IPSC, 3 No-Shoots

Start position: Standing on orange plate, back to targets, palms flat against barricade on either side of port.
Firearm is loaded and holstered.

Procedure: On start signal engage all targets as they become visible from within shooting area.

Notes: None



Stage 3

Peek-A-Boo

Alley 3 (PPC)
Design: Jürgen B.

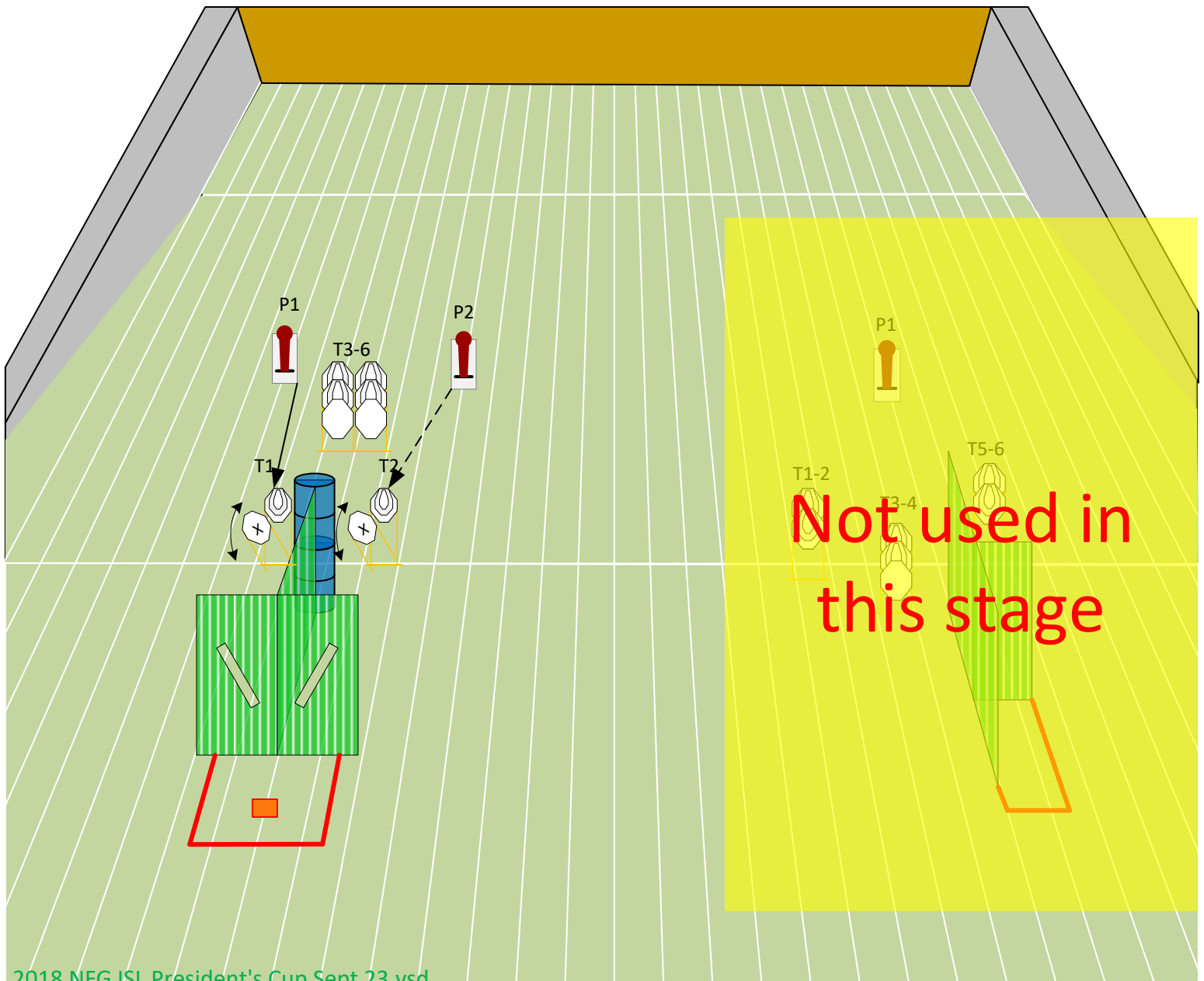
Rounds: 14 | Points: 70 | Scoring: Comstock | Start Signal: Audible | Stop Signal: Last Shot | Range: 3 - 12m

Targets: 6 IPSC, 4 No-Shoots, 2 IPSC Poppers

Start position: Standing on orange plate, facing down range, with hands relaxed at sides . Firearm is loaded and holstered.

Procedure: On start signal engage all targets as they become visible from within shooting area.

Notes: Popper P1 activates Max-Trap T2, Popper P2 activates Max-Trap T2.



Stage 4

Around the corner

Alley 3 (PPC)
Design: Jürgen B.

Rounds: 13

Points: 65

Scoring: Comstock

Start Signal: Audible

Stop Signal: Last Shot

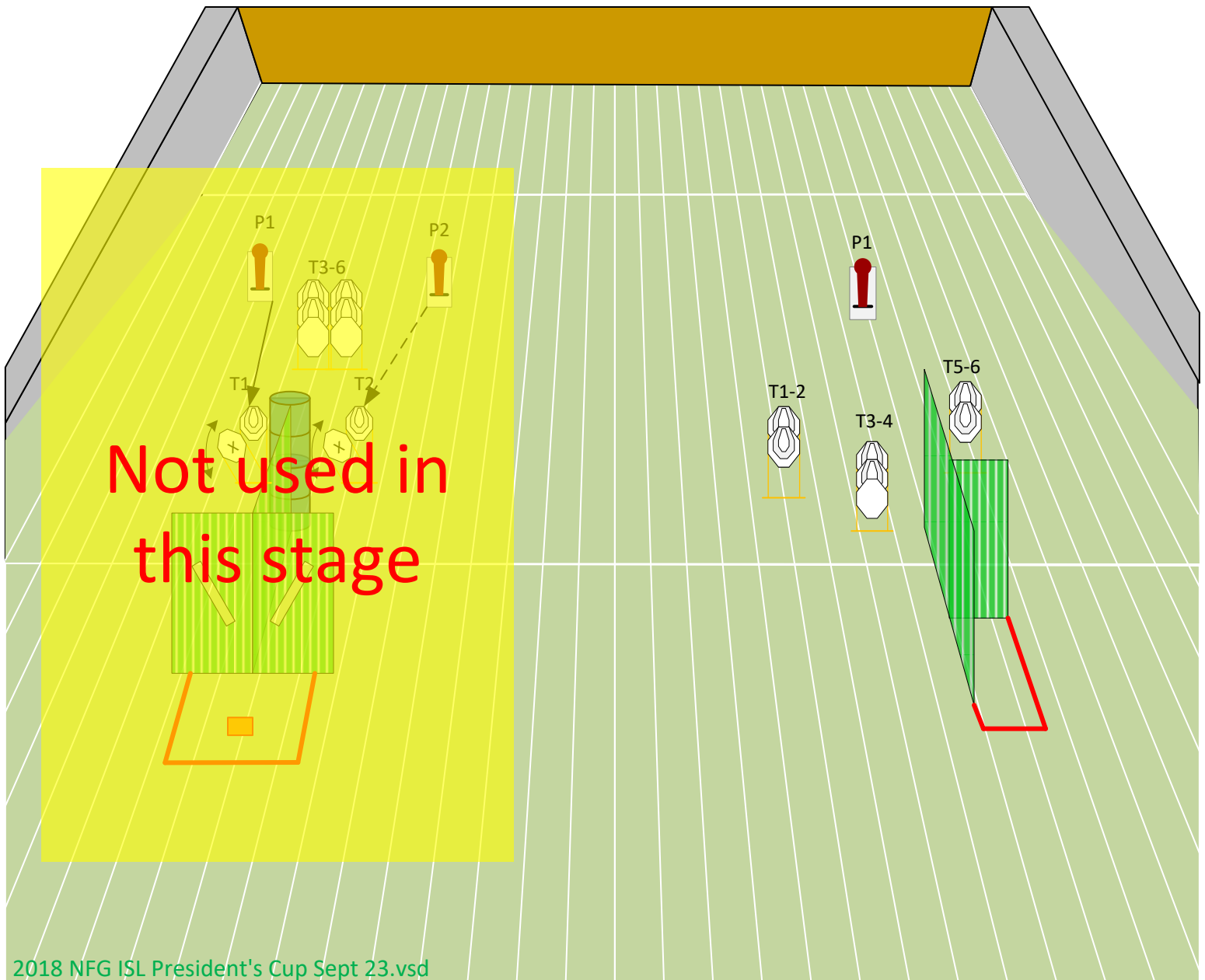
Range: 2 - 12m

Targets: 6 IPSC, 1 No-Shoots, 1 IPSC Poppers

Start position: Standing anywhere in shooting area facing left barricade wall, Strong hand on top of head, weak hand on hip. Firearm is loaded and holstered.

Procedure: On start signal engage all targets as they become visible from within shooting area.

Notes: None



Stage 5

Crack Left, Crack Right

Alley 4
Design: Kevin W.

Rounds: 24

Points: 120

Scoring: Comstock

Start Signal: Audible

Stop Signal: Last Shot

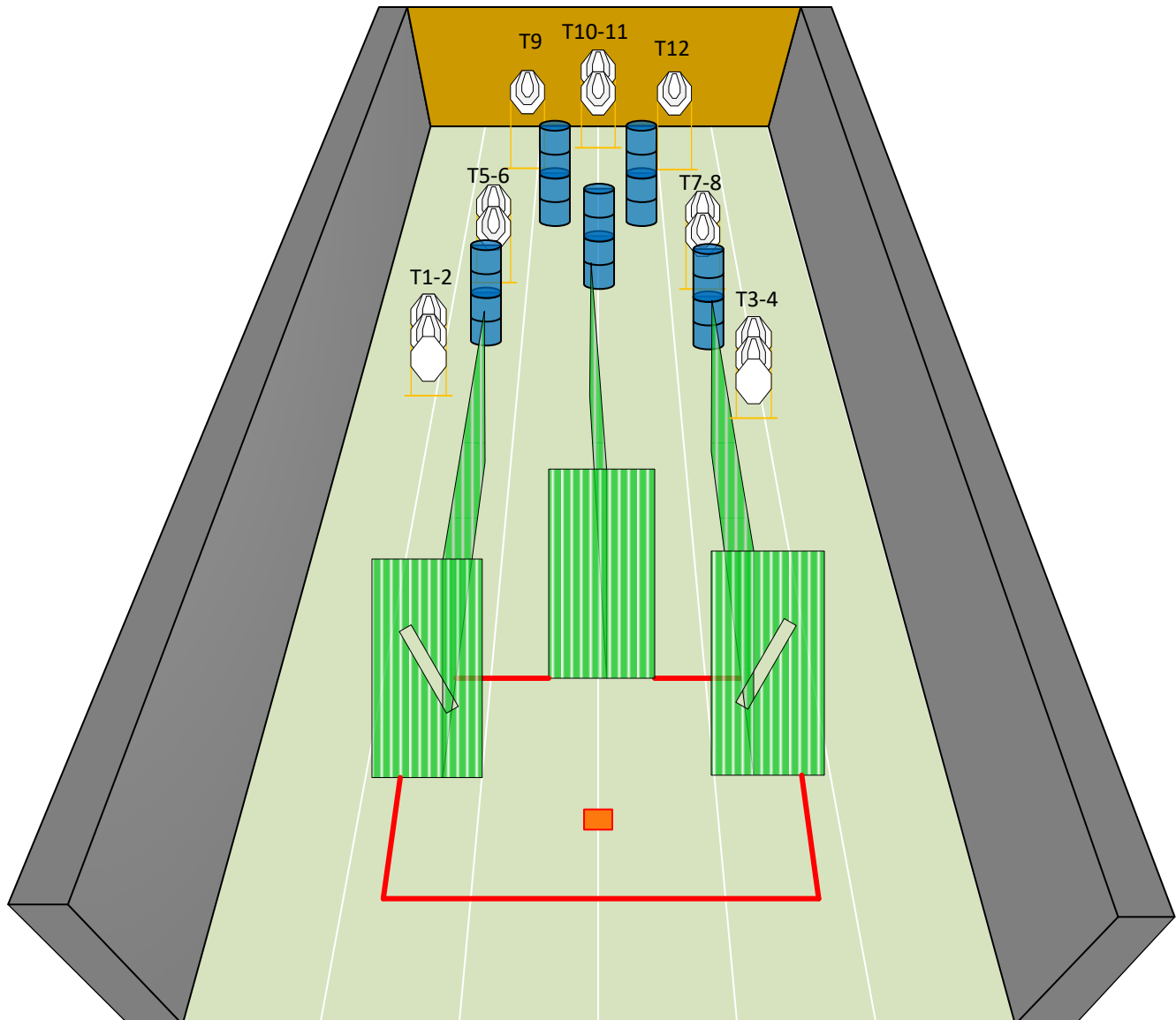
Range: 5-20m

Targets: 12 IPSC, 2 No-Shoots

Start position: Standing on orange plate, facing down range, hands relaxed at sides. Firearm is loaded and holstered.

Procedure: On start signal engage all targets as they become visible from within shooting area.

Notes: None



Stage 6B

Left, Right, Center

Alley 5

Design: Kevin W.

Rounds: 32

Points: 160

Scoring: Comstock

Start Signal: Audible

Stop Signal: Last Shot

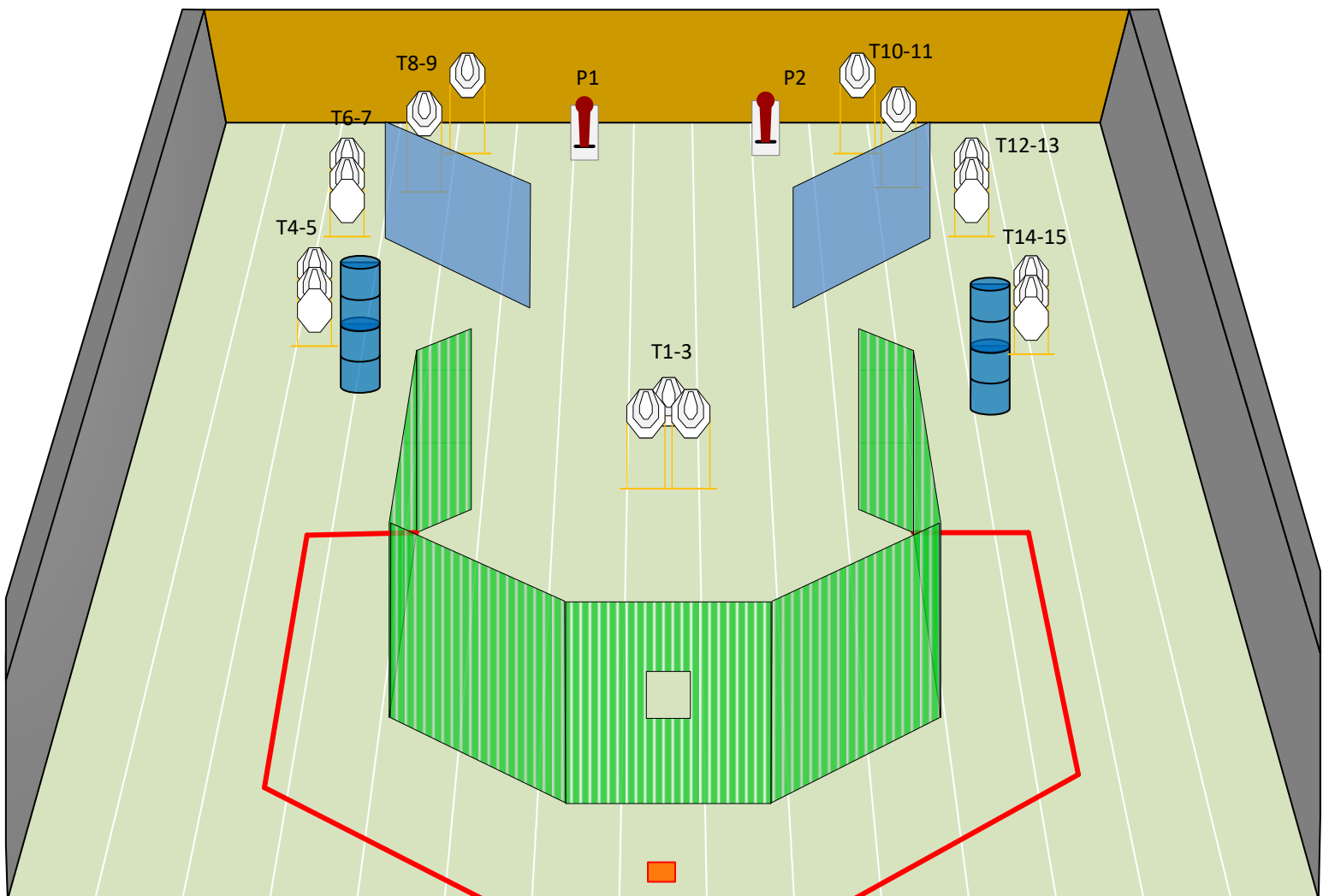
Range: 5 to 20m

Targets: 15 IPSC, 2 Pepper Poppers, 4 No-Shoots

Start position: Standing on orange plate, hands relaxed at sides, back to targets. Firearm is loaded and holstered.

Procedure: On start signal engage all targets as they become visible from within shooting area.

Notes: None



Stage 7

X marks the spot

Alley 6

Design: Kevin W.

Rounds: 32

Points: 160

Scoring: Comstock

Start Signal: Audible

Stop Signal: Last Shot

Range: 5 to 20m

Targets: 16 IPSC, 2 No-Shoots

Start position: Standing on orange plate, back to targets, palms flat on top of barrel. Firearm is loaded and holstered.

Procedure: On start signal engage all targets as they become visible from within shooting area.

Notes: None

