

Nanaimo Fish & Game
and
Independent Shooters League

Present

President's Cup Challenge
September 19, 2010

at

Nanaimo Fish & Game Range

Eight Stages, 180 Rounds

Match Director: Kevin Wheatcroft

CRO: Jim Wilbur

Competitor walk-through at 9:30 AM
Shooting starts at 10:00 AM sharp

General Notes and Rules

- 8 **This is a Pre-Registration match.** Prior approval by the Match Director is required for late registration.
- 8 This match consists of 8 stages and 180 rounds.
- 8 I.S.L. membership is mandatory. Memberships will be available at the match.
- 8 At registration competitors must indicate if shooting Open or Standard.
- 8 Rules as per current IPSC Rule Book and current I.S.L. house rules.
- 8 Safety Areas will be designated. No handling of ammunition is allowed in the safety areas.
- 8 It is each competitor's responsibility to have their loads chronographed through their own gun. Six rounds are required.
- 8 Due to range conditions, distances and actual layout may vary.
- 8 As a condition of entry, competitors **will** be required to work.
- 8 All no-shoot targets will be white unless otherwise specified.
- 8 Targets indicating hard cover will be painted black. The painted portion will not score.
- 8 All targets will be IPSC classic targets unless otherwise specified.
- 8 All competitors and spectators must wear hearing and eye protection while on the range.
- 8 All steel shoot targets will be primer red and must fall to score.
- 8 Lunch will be available at the range.
- 8 No alcoholic beverages will be allowed until shooting is completed for the day and all ranges cleared.
- 8 Trophies will be awarded as per I.S.L. directives.
- 8 For more information contact kevin@actionshooters.org or www.islbc.ca.
- 8 Lunch will not be available however an early dinner (about 4:00 PM) will be available for \$10.00 per person. (Please register for dinner **before September 10, 2010.**)
- 8 A man-on-man shoot-off may be held between range clean-up and dinner.

STAGE ONE **Left, Right and Center**

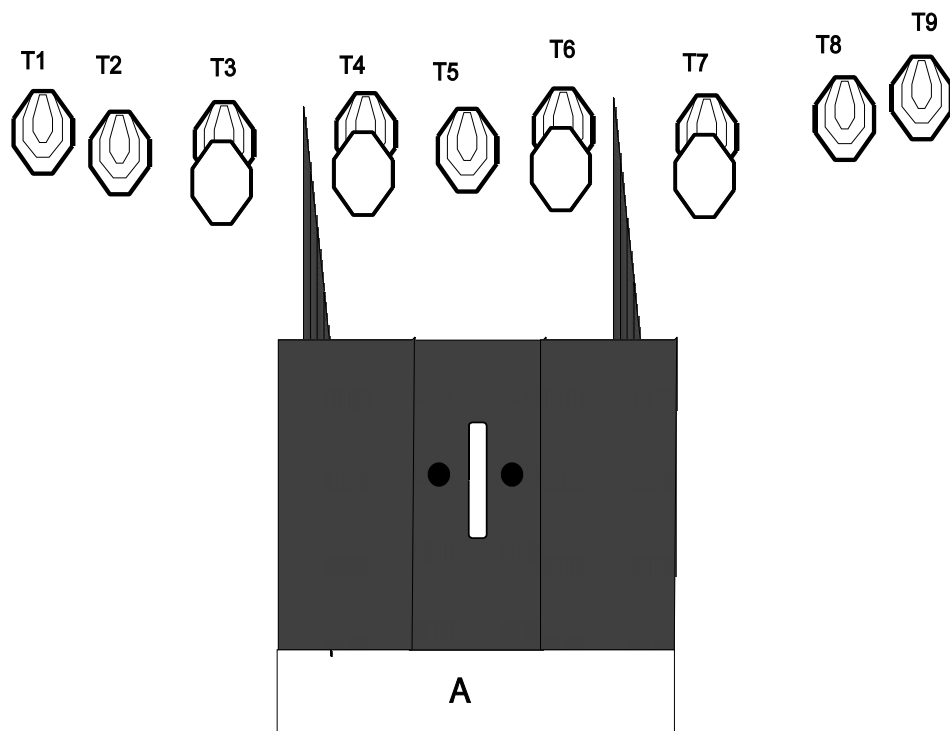
Rules: Current IPSC Rule Book

Start Position: Standing in Area A, facing targets with hands on marks on the wall.

Handgun Ready: Loaded and holstered

Stage Procedure:
On signal, engage all targets as they become visible from within Area A.

Scoring:
Scoring: Comstock
Targets: 9 IPSC Classic, 4 No-shoot
Rounds: 18 **Points:** 90
Range: 2 to 8 meters
Start-Stop: Audible - Last Shot
Penalties: As per current IPSC Rule Book.



STAGE TWO

PICKET FENCES

Rules: Current IPSC Rule Book

Start Position: Standing, facing targets with hands on marks on the fence.

Handgun Ready: Loaded and holstered.

Stage Procedure:

On signal, engage all targets as they become visible from within Area A.

Scoring:

Scoring: Comstock

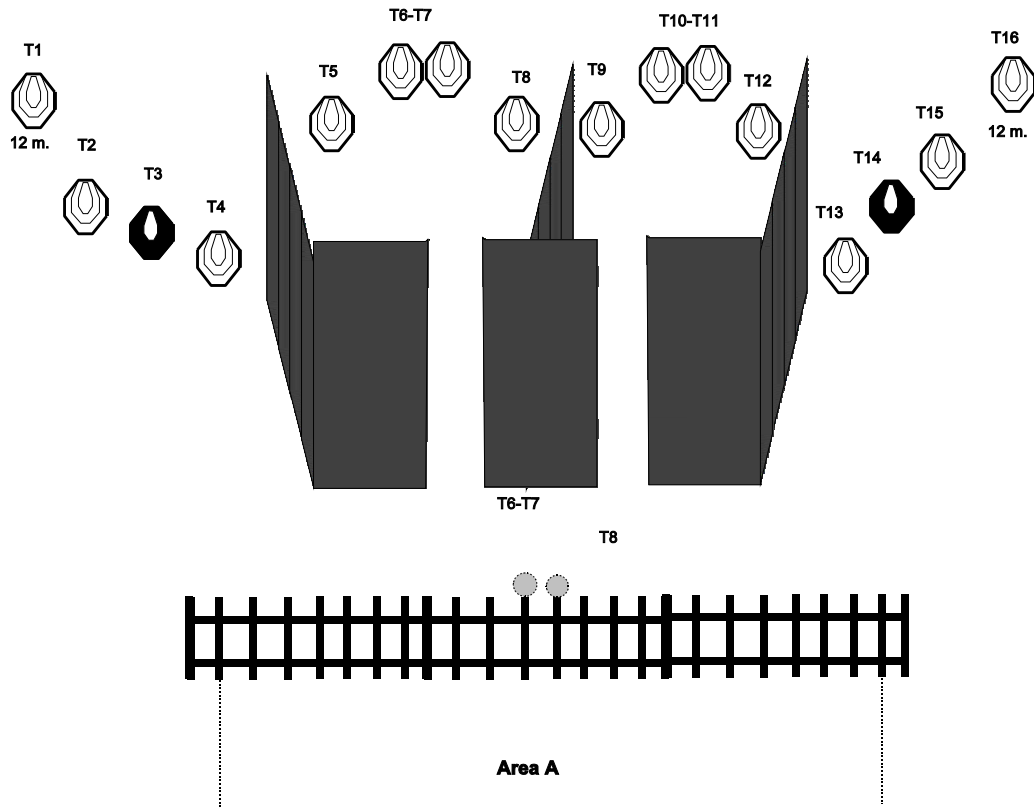
Targets: 16 IPSC Classic

Rounds: 30 **Points:** 150

Range: 3 to 12 meters

Start-Stop: Audible - Last Shot

Penalties: As per current IPSC Rule Book.



Note: T3 and T14 are partial targets and require one hit only. Only one hit will score.

STAGE THREE

CHARGE!

Rules: Current IPSC Rule Book

Start Position: Standing, facing targets with both palms flat on the table.

Handgun Ready: Facing down range on mark on table, unloaded and closed. All ammunition to be used is on the table.

Stage Procedure:

On signal, engage all targets as they become visible from within Area A.

Scoring:

Scoring: Comstock

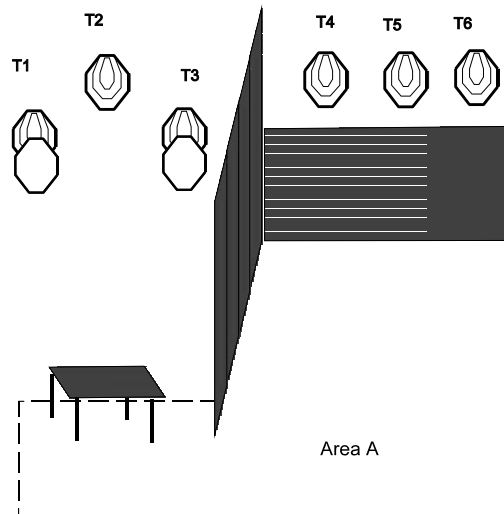
Targets: 6 IPSC Classic, 2 No-shoot

Rounds: 12 **Points:** 60

Range: 3 to 5 meters

Start-Stop: Audible - Last Shot

Penalties: As per current IPSC Rule Book.



Note: T4, T5 and T6 are at ground level. Unloaded and closed means slide forward with the hammer down or cylinder closed and hammer down.

STAGE FOUR

GET A HANDLE ON IT

Rules: Current IPSC Rule Book

Start Position: Standing in Area A, facing targets with both hands holding the handle.

Handgun Ready: Loaded and holstered.

Stage Procedure:

On signal, engage T1 to T3 with two rounds each around the left side of the barricade. Make a mandatory reload between the 6th and 7th round and engage T1 to T3 with two rounds each around the right side of the barricade.

Scoring:

Scoring: Virginia Count

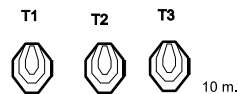
Targets: 3 IPSC Classic

Rounds: 12 **Points:** 60

Range: 10 meters

Start-Stop: Audible - Last Shot

Penalties: As per current IPSC Rule Book.



Note: One hand must be holding the handle while engaging the targets. You may let go of the handle while reloading or performing remedial action.

STAGE FIVE

Quick

Rules: Current IPSC Rule Book

Start Position: Standing, facing targets with both hands in your back pockets.

Handgun Ready: Loaded and holstered.

Stage Procedure:

On signal, engage all targets as they become visible from within Area A.

Scoring:

Scoring: Comstock

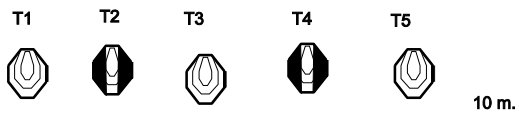
Targets: 5 IPSC Classic

Rounds: 8 **Points:** 40

Range: 10 meters

Start-Stop: Audible - Last Shot

Penalties: As per current IPSC Rule Book.



Note: T2 and T4 are partial targets and require one hit only. Only one hit will score.

STAGE SIX

MULTI-PLEX

Rules: Current IPSC Rule Book

Start Position: Standing, facing targets with hands on marks on table.

Handgun Ready: Loaded and holstered

Stage Procedure:

On signal, engage all targets as they become visible from within Area A.

Scoring:

Scoring: Comstock

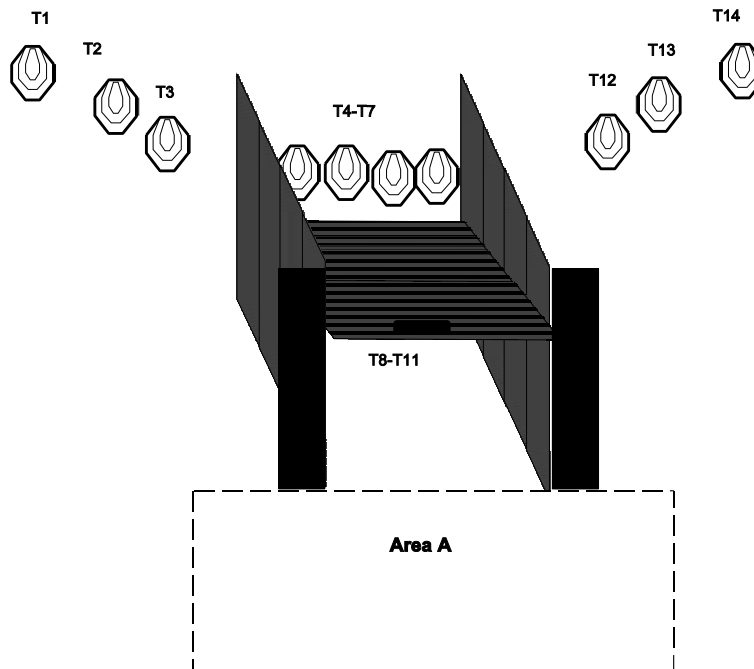
Targets: 14 IPSC Classic

Rounds: 28 **Points:** 140

Range: 2 to 5 meters.

Start-Stop: Audible - Last Shot

Penalties: As per current IPSC Rule Book.



STAGE SEVEN

NO-NAME BRAND

Rules: Current IPSC Rule Book

Start Position: Standing in Area A, facing targets with hands on marks on the table.

Handgun Ready: Loaded and holstered.

Stage Procedure:

On signal, engage all targets as they become visible from within Area A.

Scoring:

Scoring: Comstock

Targets: 13 IPSC Classic, 5 No-shoot. 4 Pepper poppers

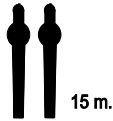
Rounds: 30 **Points:** 150

Range: 2 to 15 meters

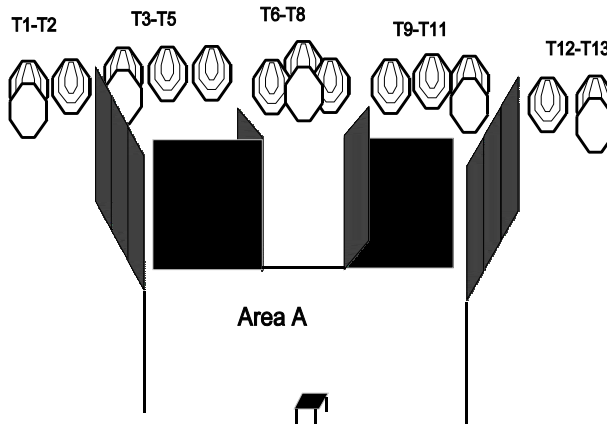
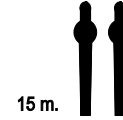
Start-Stop: Audible - Last Shot

Penalties: As per current IPSC Rule Book.

PP1-PP2



PP3-PP4



STAGE EIGHT

ANGLE THIS

Rules: Current IPSC Rule Book

Start Position: Standing in Area A, back to targets and toes touching marks. Hands are relaxed at your sides.

Handgun Ready: Loaded and holstered.

Stage Procedure:

On signal, engage all targets as they become visible from within Area A.

Scoring:

Scoring: Comstock

Targets: 16 IPSC Classic, 6 No-shoot

Rounds: 32 **Points:** 160

Range: 2 to 12 meters

Start-Stop: Audible - Last Shot.

Penalties: As per current IPSC Rule Book.

