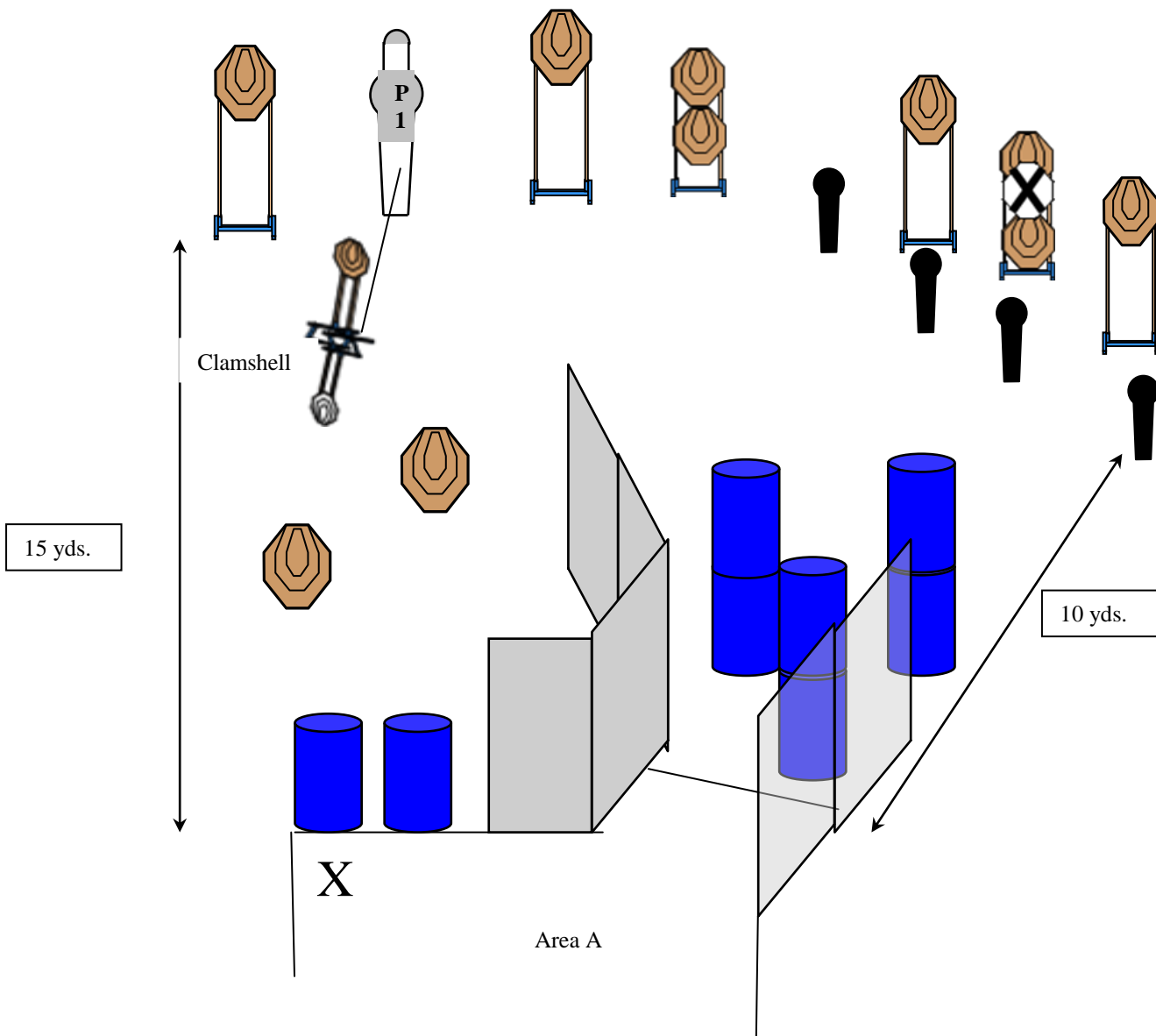


STAGE 1 BAY 1

COURSE DESIGNER:

START POSITION: Standing at X facing targets, Pistol loaded in holster, Hands relaxed at sides. All magazines & ammunition on barrels at X.	
STAGE PROCEDURE On start signal, engage targets as they become visible, from within area A	SCORING Comstock, 27 rounds, 135 points TARGETS: 11 IPSC Classic, 1 PP, 4 mini poppers, 2 Penalty SCORED HITS: Best per IPSC, steel down = 1A START-STOP : Audible - Last shot PENALTIES: Procedural. -10 No-shoot hit. -10 Miss. -10

SETUP NOTES:	RO NOTES:
---------------------	------------------



STAGE NAME

STAGE 2 BAY 2

COURSE DESIGNER:

START POSITION:

Standing on X facing targets, Pistol loaded in holster, Hands relaxed at sides.

STAGE PROCEDURE

On start signal, engage targets as they become visible, from within area A

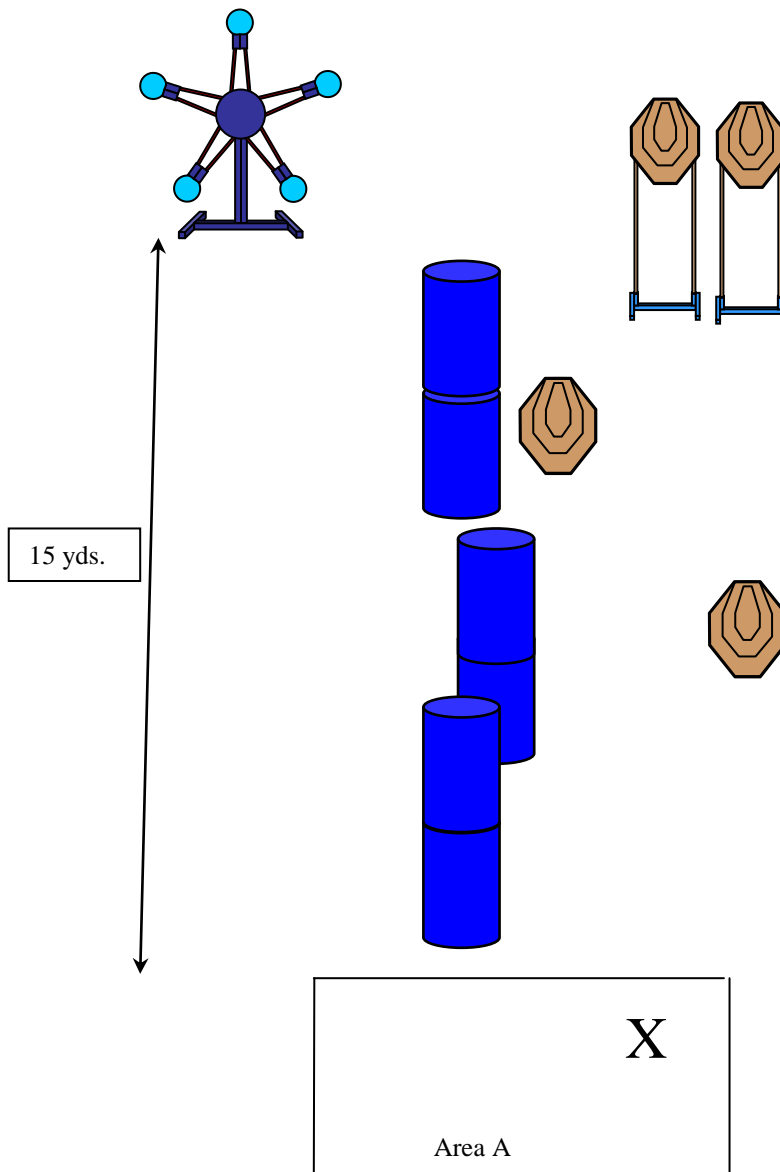
SCORING

SCORING: Comstock, 13 rounds, 65 points
TARGETS: 4 IPSC Classic, 5 plates, 0 Penalty
SCORED HITS: Best per IPSC, steel down = 1A
START-STOP : Audible - Last shot
PENALTIES: Procedural. -10
No-shoot hit. -10
Miss. -10

SETUP NOTES:

Texas star is fixed to not rotate.

RO NOTES:

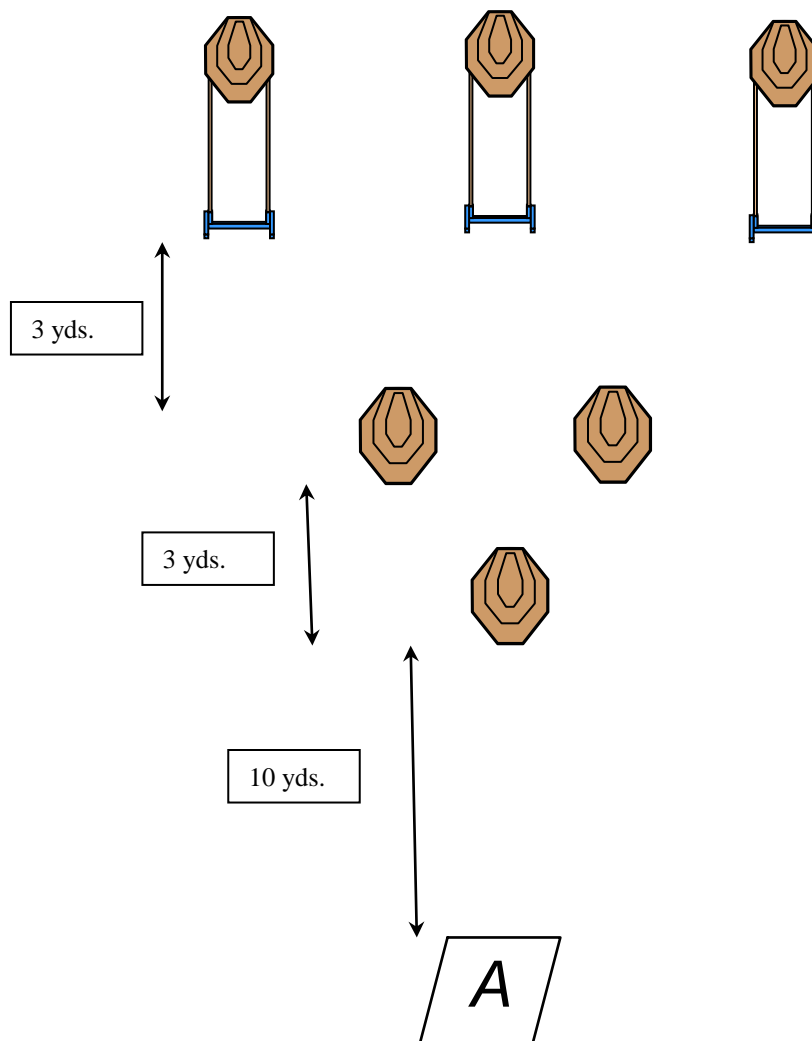


'Goodbye Virginia'

STAGE 3 BAY 3

COURSE DESIGNER: Dom Piluso

START POSITION: Standing in Box A, back to targets, Pistol loaded in holster, Hands relaxed at sides.	
STAGE PROCEDURE On start signal, engage targets as they become visible, from within area A. MANDATORY RELOAD after 6 rounds.	SCORING SCORING: Comstock, 12 rounds, 60 points TARGETS: 6 IPSC Classic, SCORED HITS: Best per IPSC START-STOP : Audible - Last shot PENALTIES: Procedural. -10 Miss. -10



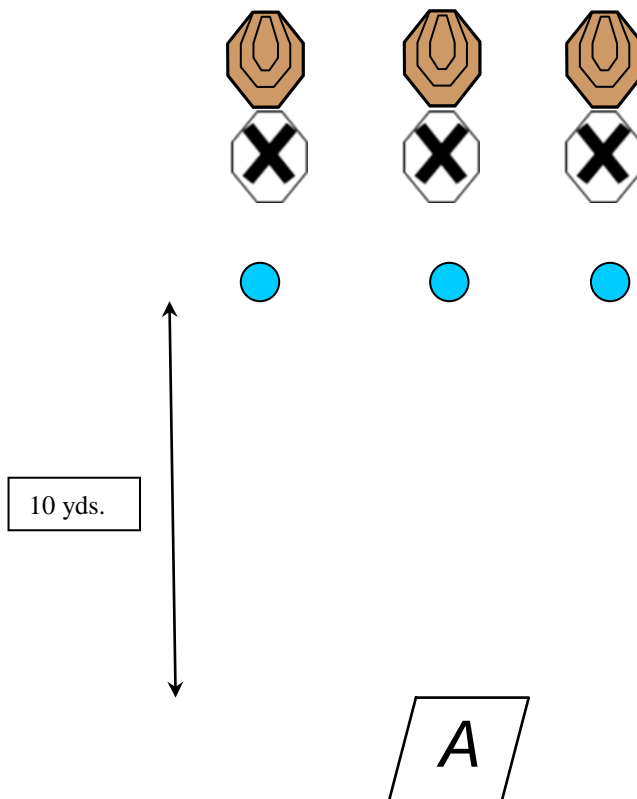
SETUP NOTES: Front 3 targets are short	RO NOTES: Watch gun handling on turn; NEW RULES!!
--	---

Good 'n Fast

STAGE 4 BAY 4

COURSE DESIGNER: Dom Piluso

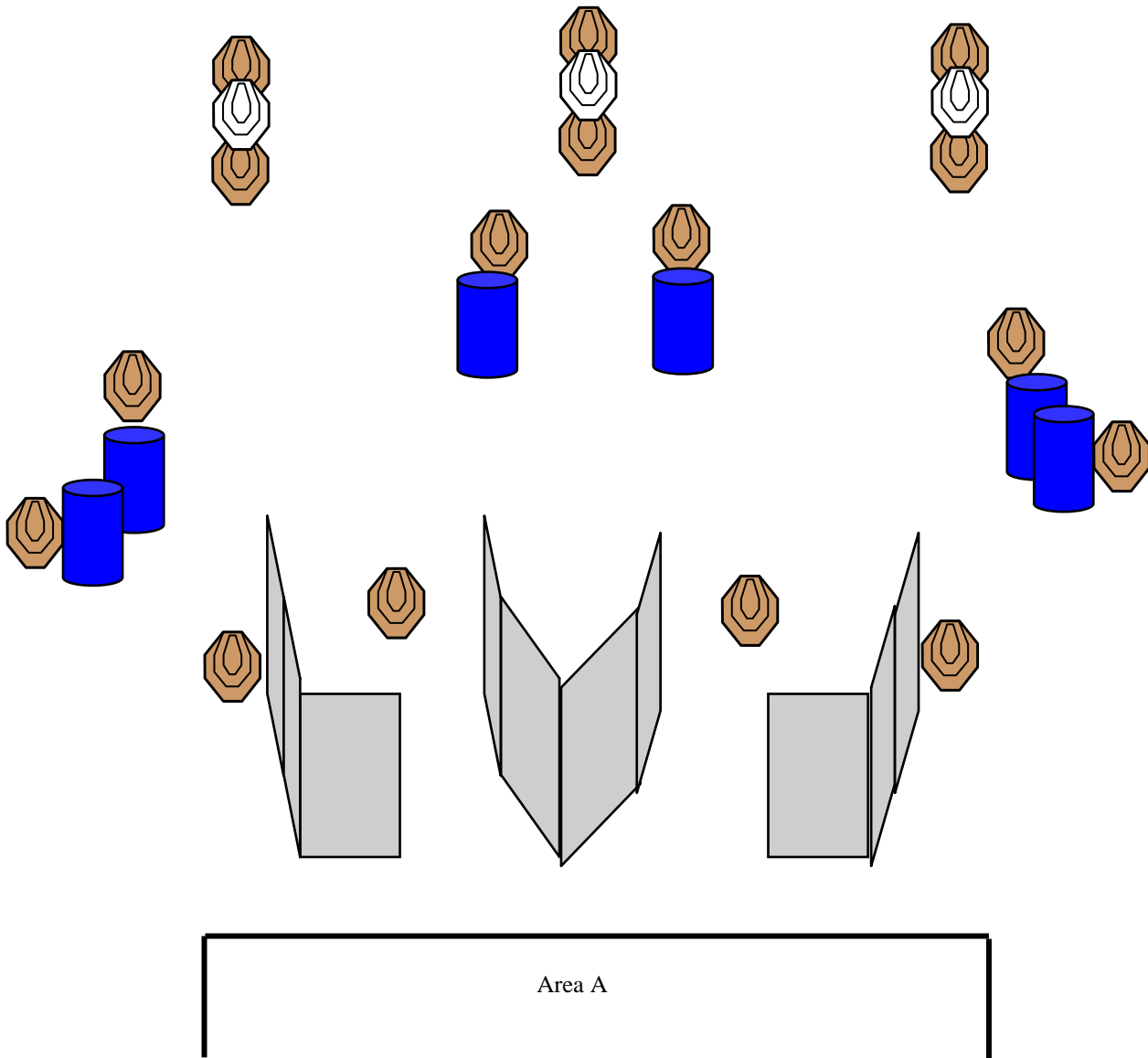
START POSITION: Standing in Box A facing targets, Pistol loaded in holster, Hands relaxed at sides.	
STAGE PROCEDURE On start signal, engage targets as they become visible, from within area A	SCORING SCORING: Comstock, 9 rounds, 45 points TARGETS: 3 IPSC Classic, 3 plates, 3 Penalty SCORED HITS: Best per IPSC, steel down = 1A START-STOP : Audible - Last shot PENALTIES: Procedural. -10 No-shoot hit. -10 Miss. -10
SETUP NOTES:	RO NOTES:



..No B Zones??....Stage # 5 Bay #5

RULES: Practical Shooting Handbook, Latest Edition **COURSE DESIGNER:** Dom Piluso

START POSITION Standing facing targets anywhere in area A; Hands relaxed at sides; gun loaded in Holster	
TAGE PROCEDURE On start signal, engage targets as they become visible, from Area A	SCORING SCORING: Comstock, 32 rounds, 160 points TARGETS: 16 IPSC, 3 no shoot SCORED HITS: 2 Best per IPSC, START-STOP: Audible - Last shot PENALTIES: Procedural. -10 No-shoot hit. -10 Miss. -10



SETUP NOTES: .. all targets are short except for the 'Nanaimo Bars'	RO NOTES:
--	------------------

STAGE NAME

STAGE 6 BAY 6

COURSE DESIGNER:

START POSITION:

Standing anywhere in area A, Pistol loaded in holster, Hands relaxed at sides.

STAGE PROCEDURE

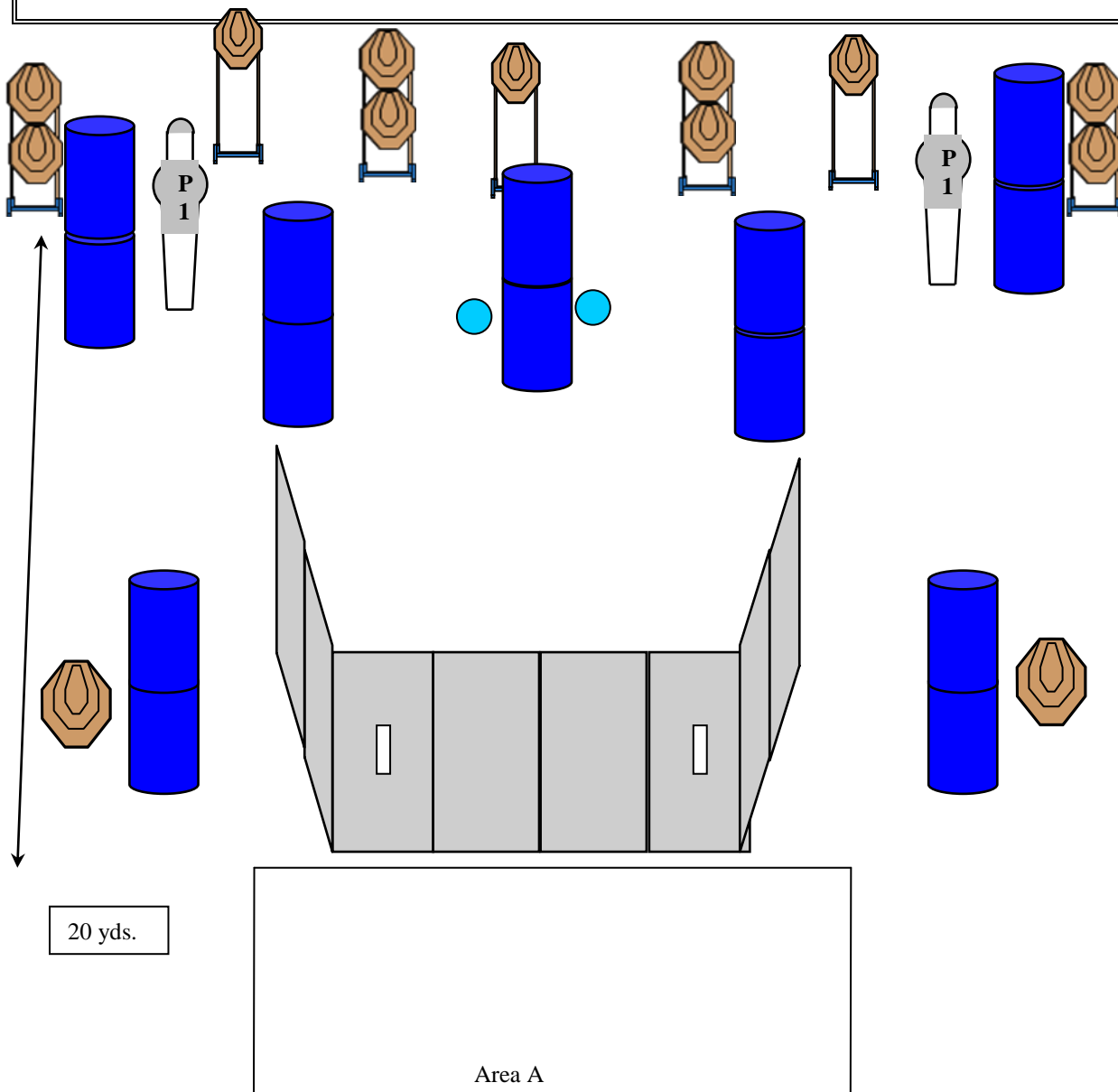
On start signal, engage targets as they become visible, from within area A

SCORING

SCORING: Comstock, 30 rounds, 150 points
TARGETS: 13 IPSC Classic, 2 PP, 2 plates, 0 Penalty
SCORED HITS: Best per IPSC, steel down = 1A
START-STOP : Audible - Last shot
PENALTIES: Procedural. -10
No-shoot hit. -10
Miss. -10

SETUP NOTES:

RO NOTES:



STAGE NAME

STAGE 7 BAY 7

COURSE DESIGNER:

START POSITION:

Standing anywhere in area A facing targets, Pistol loaded in holster, Hands relaxed at sides.

STAGE PROCEDURE

On start signal, engage targets as they become visible, from within area A

SCORING

SCORING: Comstock, 27 rounds, 135 points
TARGETS: 12 IPSC Classic, 2 PP, 1 plates,
0 Penalty
SCORED HITS: Best per IPSC, steel down = 1A
START-STOP : Audible - Last shot
PENALTIES: Procedural. -10
No-shoot hit. -10
Miss. -10

SETUP NOTES:

RO NOTES:

