

# South Island Action Shooters

And The

# Independent Shooters League

Present

## “Dom’s Demented Dilemmas”

Sunday, May 16, 2010

I.S.L. Qualifier #2

8 Stages, 195 rounds

at

Victoria Fish & Game

700 Holker Place

Malahat

Match Director: Dom Piluso

CRO: Jim Sprang

## General Notes and Rules

- Registration is from 8:30 am – 9:30 am. Prior approval by the Match Director is required for late registration. Match Fee; \$20.00.
- This match consists of 8 stages and 195 rounds, 975 points.
- I.S.L. membership is mandatory. Memberships will be available at the match. (\$30.00)
- At registration competitors must indicate which division they would prefer to shoot in. (Open, Standard, or Revolver; Major, Minor).
- Rules as per current IPSC Rule Book and current I.S.L. house rules.
- Safety Areas will be designated. No handling of ammunition is allowed in the safety areas.
- It is each competitor’s responsibility to have their loads chronographed through their own gun. Six rounds are required.
- Due to range conditions, distances and actual layout may vary.
- As a condition of entry, competitors will be required to work.
- All no-shoot targets will be white unless otherwise specified.
- Targets indicating hard cover will be painted black (*and maybe orange.....*). The painted portion will not score.
- All targets will be IPSC classic targets unless otherwise specified.
- All competitors and spectators must wear hearing and eye protection while on the range.
- All steel shoot targets will be primer red and must fall to score.
- No alcoholic beverages will be allowed until shooting is completed for the day and all ranges cleared.
- Please bring your own lunch and refreshments, as food service is NOT available. (*We are currently frantically looking to correct this..... E-mail notification will be forthcoming if we are able to provide lunch*)
- No trophies will be awarded. A cash draw for \$20 will be made with all participants eligible and the exact number of draws will be dependent on participation.
- For more information phone Dom at 250-386-0620 before 9:00 PM or email Dom [piluso@shaw.ca](mailto:piluso@shaw.ca)
- Information will also be posted on our website; [www.islbc.ca](http://www.islbc.ca)

**STAGE 1; BAY 1; May2010. "So many choices...."** COURSE DESIGNER: Dom Piluso

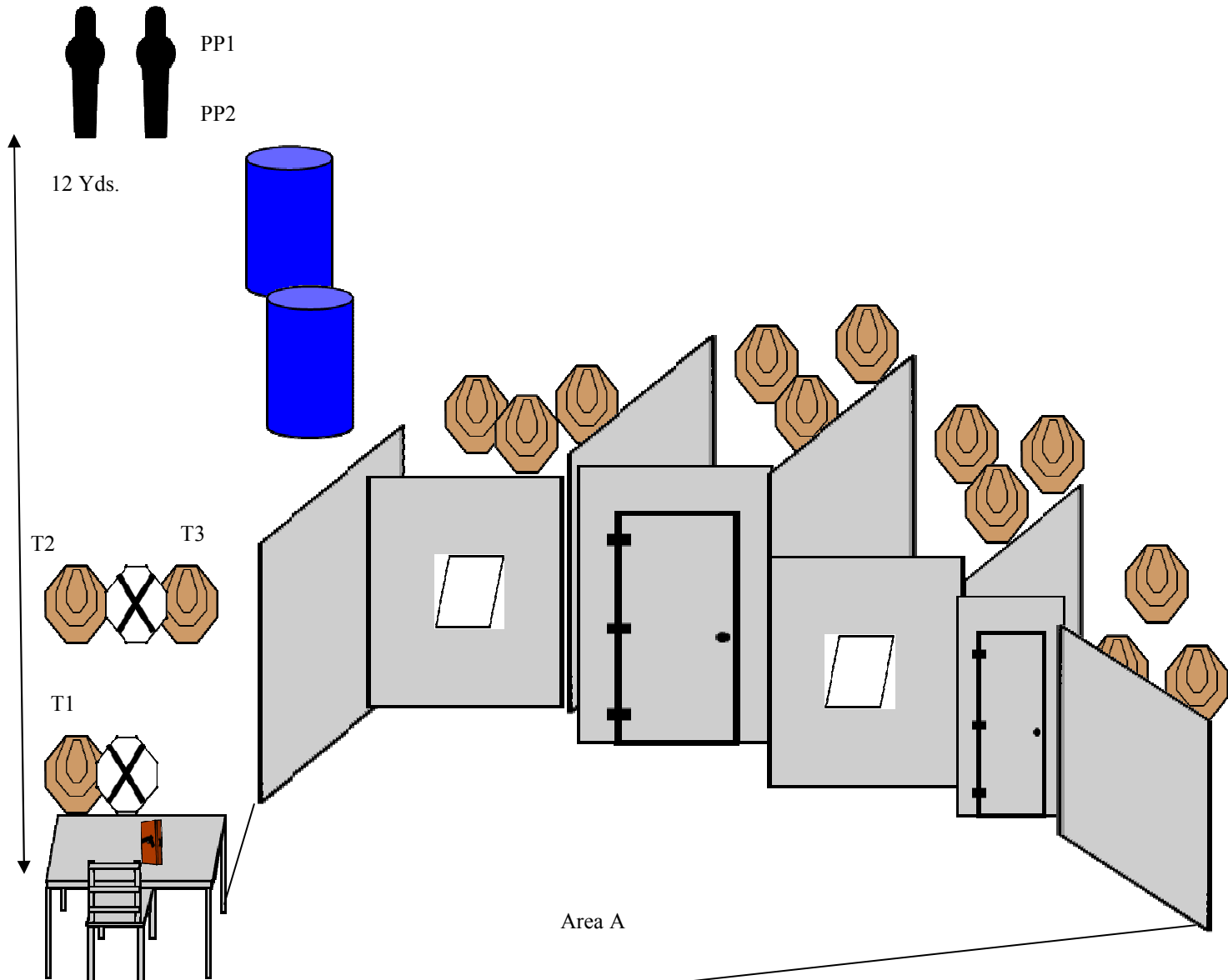
**START POSITION: Sitting in Chair, elbows on table, reading book. Gun loaded in holster.**

**STAGE PROCEDURE**

On start signal, engage targets as they become visible from within Area A..

**SCORING**

**SCORING:** *Comstock*, 32 rounds, 160 points  
**TARGETS:** 15 IPSC , 2 poppers; 2 penalty  
**SCORED HITS:** Best per IPSC,  
**START-STOP:** Audible - Last shot  
**PENALTIES:** Procedural. -10  
 Miss. -10



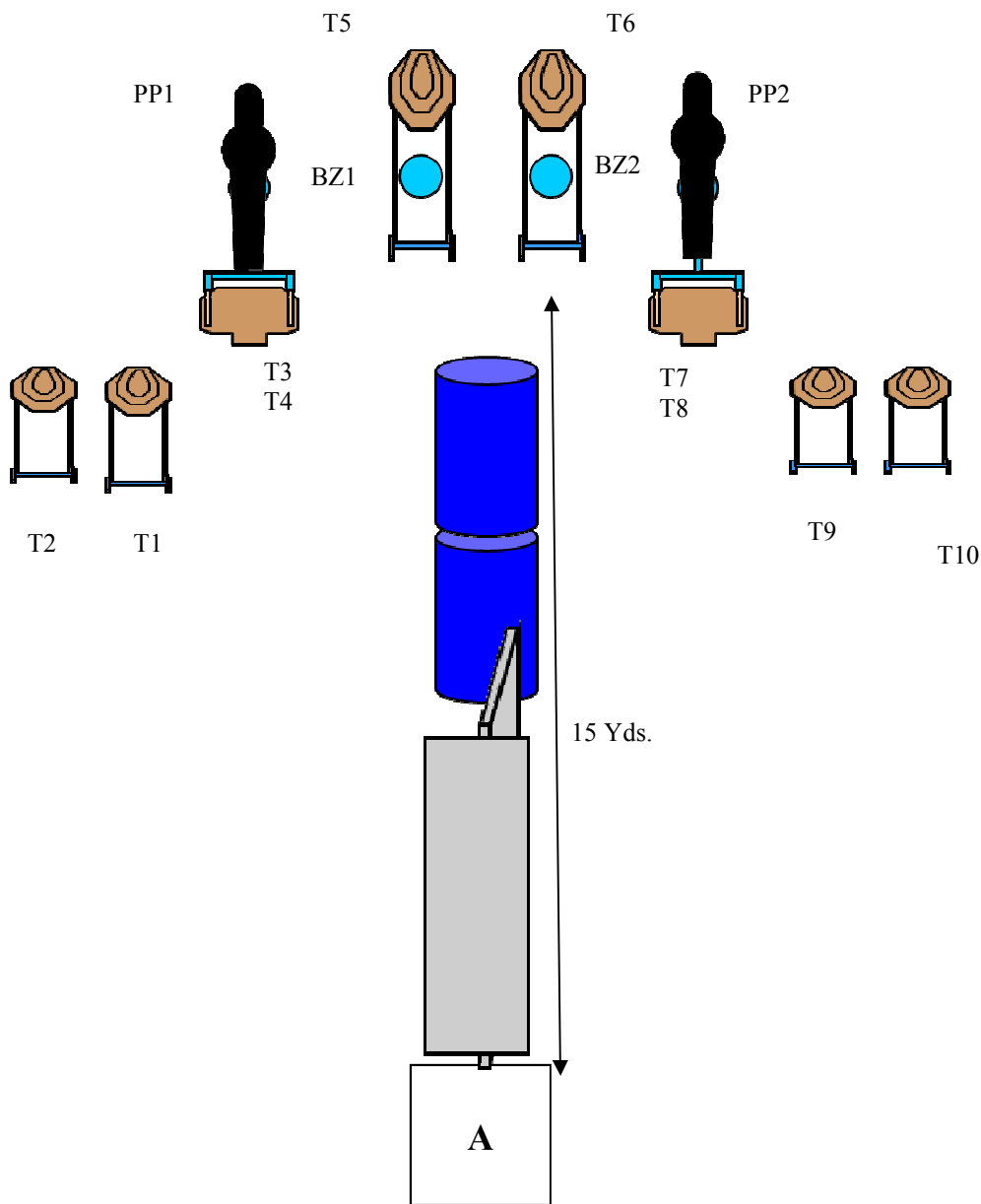
Notes; Watch your ninety!!!! Paper targets alternate between 2' and 4' tall  
 Doors may open differently than shown..... Do not sweep yourself while opening doors!!

**STAGE 2; BAY 2; May2010. "Flip-Flop" COURSE DESIGNER: Dom Piluso**

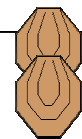

**START POSITION: Standing in Box A, , Back to Targets, Hands Above shoulders, gun loaded in holster**

**STAGE PROCEDURE**  
On signal, engage all targets from within box A,

**SCORING**  
**SCORING:** *Comstock*, 24 rounds, 120 points  
**TARGETS:** 10 IPSC, 2 Poppers, 2 plates  
**SCORED HITS:** Best per IPSC,  
**START-STOP:** Audible - Last shot  
**PENALTIES:** Procedural. -10  
 Miss. -10



Setup Notes; T1, T2, T9, & T10 are 2 feet tall.  
 T3/4 & T7/8 look like picture  
 And are as short as possible.



**STAGE 3; BAY 3; May2010. "A fast Count...."** COURSE DESIGNER: Dom Piluso

**START POSITION: Standing in Either Box A, , facing down range; hands relaxed at sides; gun UNLOADED in holster**

**STAGE PROCEDURE**

From either Box A, Engage T1—T3 freestyle with a minimum of 6 rounds; move to box B, and shoot T1-T3 freestyle with a minimum of 6 rounds, move to either box C, and with one hand on a barrel, shoot T1-T3 with a minimum of 6 rounds, move to OTHER box C, with one hand on the barrel, shoot T1-T3.

Note 1; targets score 8 rounds ONLY; stacking is allowed.

Note 2; one procedural per shot if shots are fired without a hand on a barrel.

Note 3; One procedural per shot if less than 6 rounds are fired from each position

**SCORING**

**SCORING:** *Comstock*, 24 rounds, **120** points

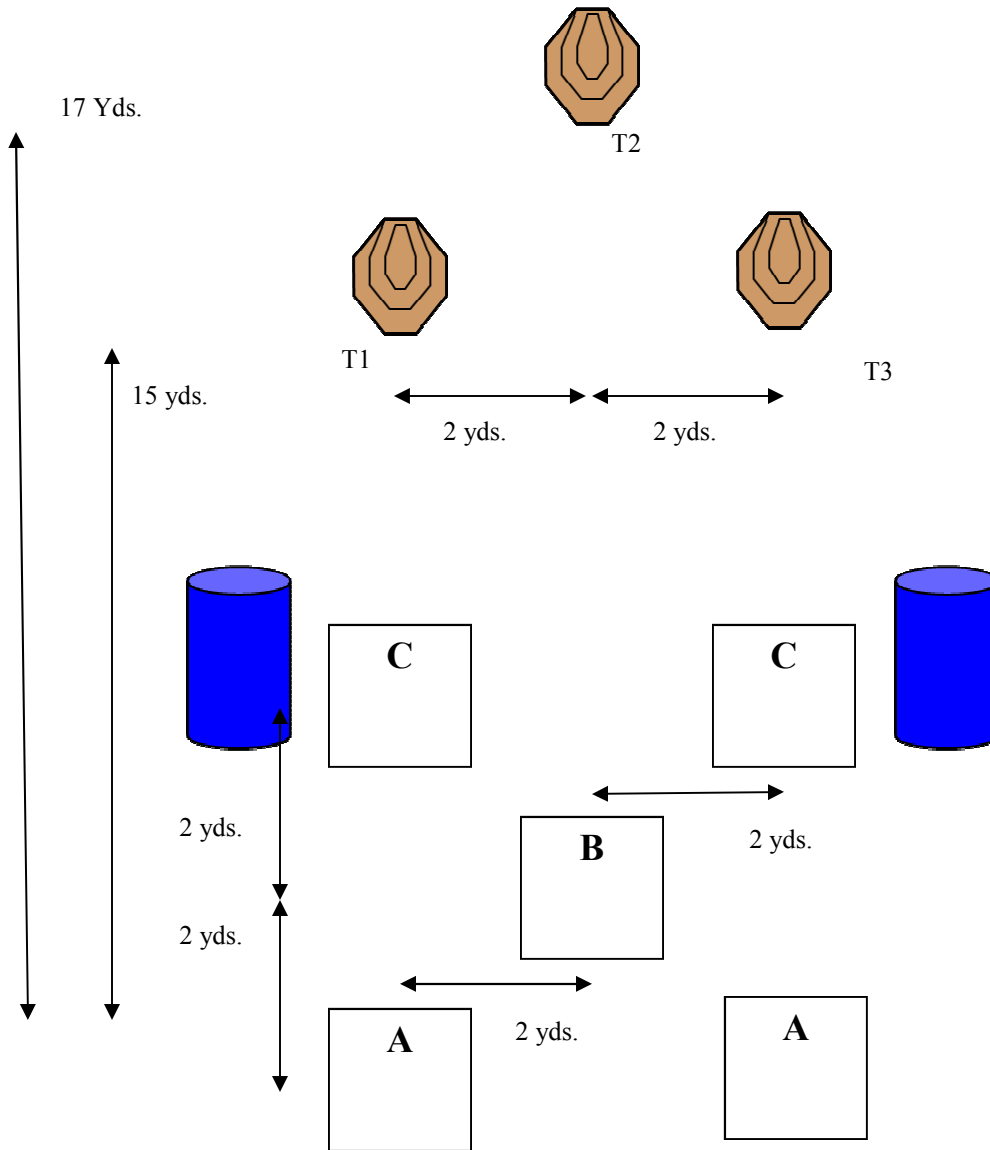
**TARGETS:** 3 IPSC

**SCORED HITS:** Best per IPSC,

**START-STOP:** Audible - Last shot

**PENALTIES:** Procedural. -10

Miss. -10



Setup Notes; distances between boxes and targets

**STAGE 4; BAY 4; May2010."This one is for Brian...." COURSE DESIGNER: Dom Piluso**

**START POSITION: Standing in Box A, facing down range; gun loaded in holster**

**STAGE PROCEDURE**

**String one:** From Box A, Engage T1—T8 freestyle with 6 rounds; make a mandatory reload between the 6th & 7th round, and shoot T1-T8 Strong hand only with 6 rounds.

**String Two:** From Box A, Engage T1-T8 Freestyle with 6 rounds; make a mandatory reload between the 6th & 7th round, and shoot T1-T8 weak hand only with 6 rounds.

Note; Full targets score 4 rounds ONLY; partial targets score 2 rounds ONLY; stacking is allowed.

**SCORING**

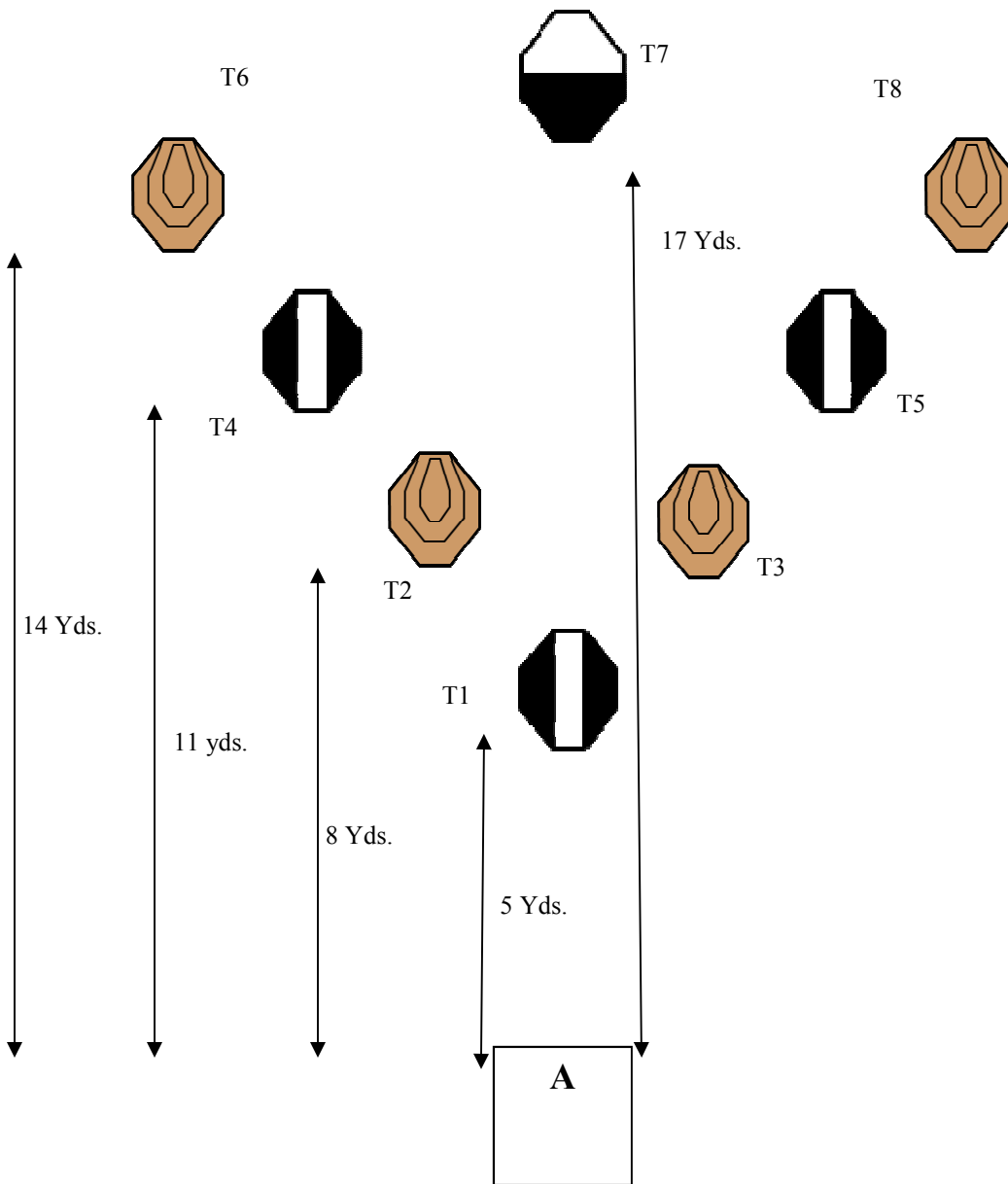
**SCORING:** *Virginia*, 24 rounds, **120** points

**TARGETS:** 4 IPSC, 4 partials

**SCORED HITS:** Best per IPSC,

**START-STOP:** Audible - Last shot

**PENALTIES:** Procedural. -10  
Miss. -10



Setup Notes; T1, T2, And T3 are 2' tall; remainder are 4' tall

**START POSITION:** Stronghand foot on chair seat; hands on stronghand knee. Gun loaded in holster

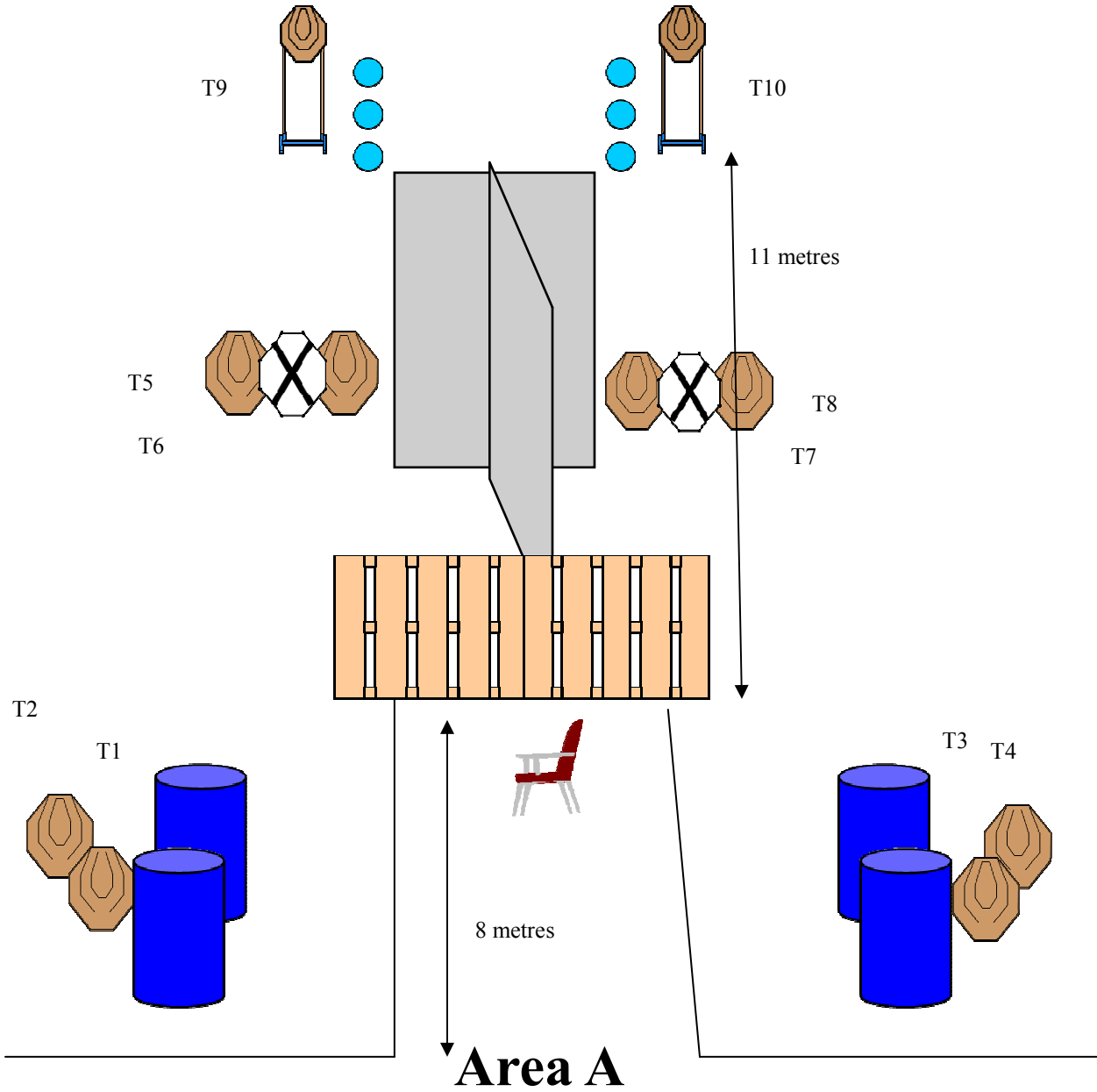
**STAGE PROCEDURE**

On start signal, engage targets from area A

Note; Watch your 90 on running back!!!

**SCORING**

- SCORING:** Comstock, 26 rounds, 130 points
- TARGETS:** 10 IPSC, 6 Plates, two penalty
- SCORED HITS:** Best per IPSC, steel down = 1A
- START-STOP:** Audible - Last shot
- PENALTIES:** Procedural. -10  
No-shoot hit. -10  
Miss. -10



**START POSITION: Standing in Box A, hands relaxed at sides, gun loaded in holster**

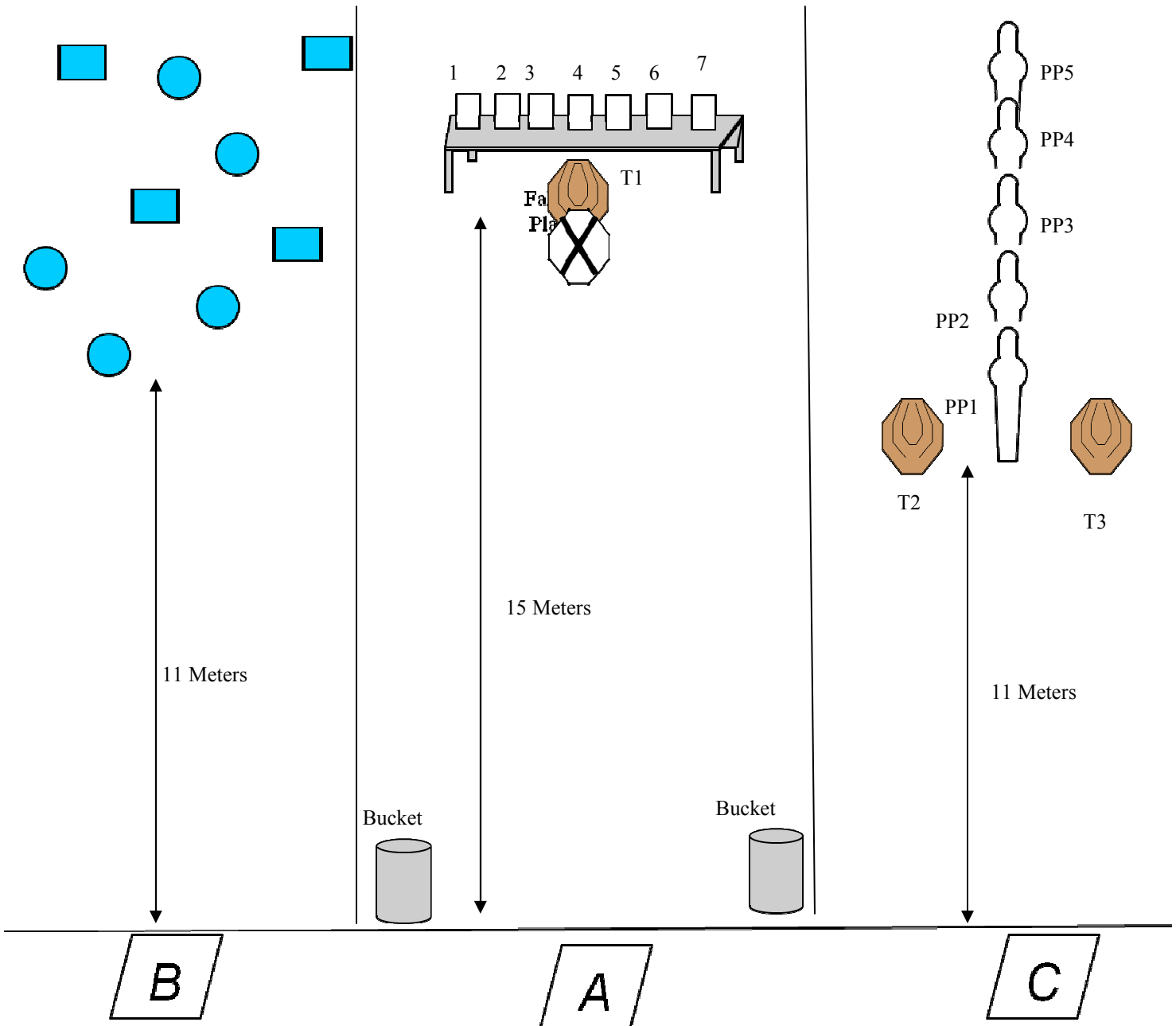
**STAGE PROCEDURE**

-At start signal, engage middle array from box A, move to box B or C and engage corresponding array, move to remaining box and engage final array.

- one magazine must be deposited in each bucket before the last shot fired. 1 procedural for each magazine not in bucket.
- One procedural per magazine if magazine deposited in bucket after last shot fired.

**SCORING**

**SCORING:** Comstock, 27 rounds, 135 points  
**TARGETS:** 3 IPSC, 5 PP, 16 Plates, 1 penalty  
**SCORED HITS:** Best per IPSC, steel down = 1A  
**START-STOP:** Audible - Last shot  
**PENALTIES:** Procedural. -10  
 No-shoot hit. -10  
 Miss. -10



Notes; Watch your ninety when moving from box to box!!!!

**STAGE 7; BAY 7; May2010. "Ikes Revenge...." COURSE DESIGNER: Dom Piluso**

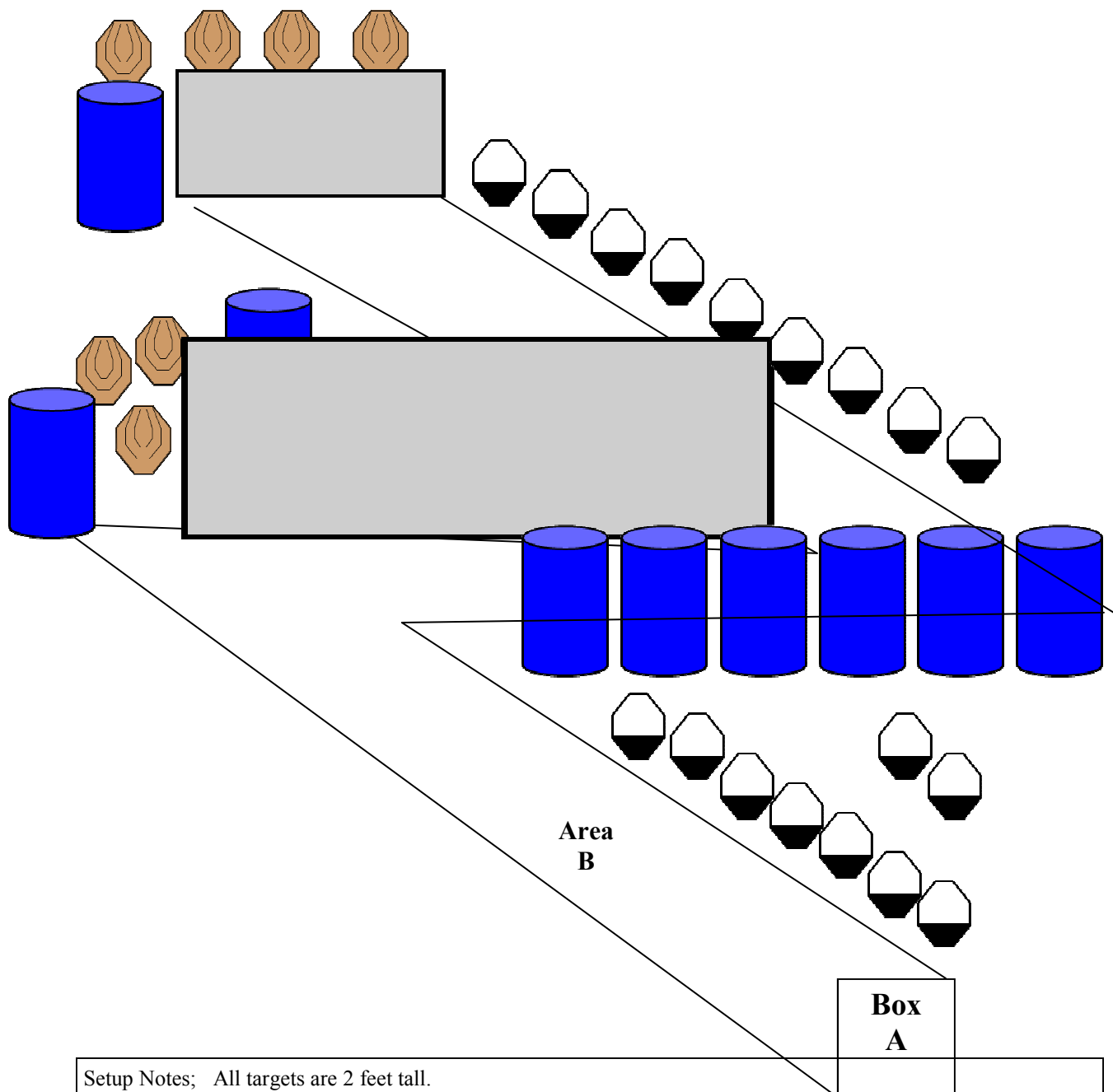
**START POSITION: Standing in Box A, , Back to Targets, Hands Above shoulders, gun loaded in holster**

**STAGE PROCEDURE**

On signal, engage all targets from within Area B  
 - partial targets score 1 round only

**SCORING**

**SCORING:** *Comstock*, 32 rounds, 160 points  
**TARGETS:** 7 IPSC, 18 partials  
**SCORED HITS:** Best per IPSC,  
**START-STOP:** Audible - Last shot  
**PENALTIES:** Procedural. -10  
 Miss. -10



Setup Notes; All targets are 2 feet tall.  
 - don't shoot the barrels..... Watch your 90 when moving!!!



# IPSC CLASSIFIER - STAGE: CLC-03

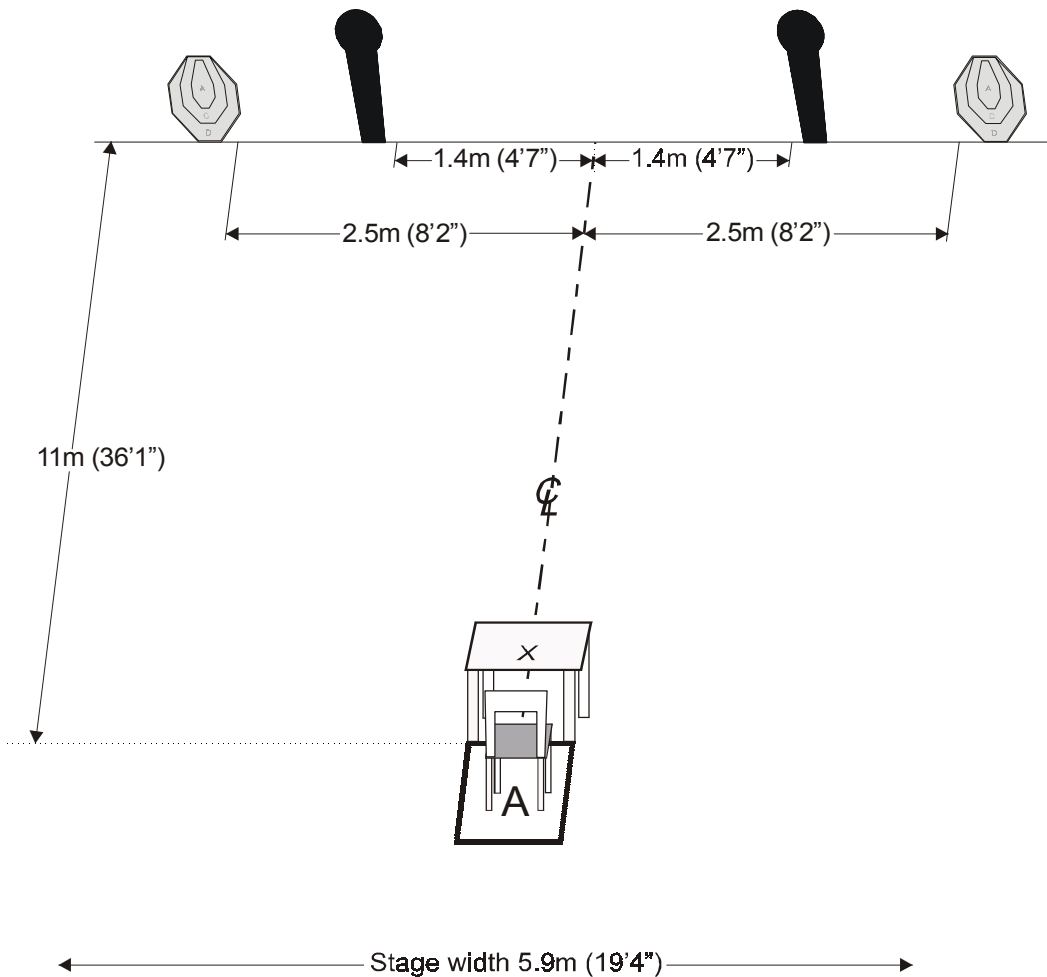
The International Practical Shooting Confederation - P.O. Box 972 Oakville, Ontario, Canada L6J 9Z9  
Tel: (905) 849-6960 - fax: (905) 842-4323

**Course of Fire Type:** Short Classifier Stage  
**Stage Procedure:**

On the signal, using the **weak hand only**, pick up the pistol and shoot the targets in any order from Area A, **weak hand only**.

Note: The Pistol must lie flat on one side and may not be propped up in any artificial manner.

|                         |  |
|-------------------------|--|
| <b>Scoring:</b>         | Comstock   |
| <b>Targets:</b>         | 2 Classic, 2 Classic Poppers   |
| <b>Possible Points:</b> | 30   |
| <b>Minimum Rounds:</b>  | 6  |
| <b>Start Position:</b>  | Start seated in Area A, facing downrange with both hands on top of a table palms flat. Loaded pistol pointing downrange will be located on the X in between hands. |
| <b>Start:</b>           | On audible signal  |
| <b>Stop:</b>            | Last shot  |
| <b>Penalties:</b>       | As per current edition IPSC rules  |



**Setup Notes:** Set paper targets to 1.52m (5 feet) to the top of the targets. Area A, is 1m (3'3") by 1m (3'3"). Chair must be inside the confines of Area A. Table immediately in-front of area A. Center of X should be 10 inches (0.25m) from the edge facing Area A.