

**Nanaimo Action Shooters
and
The Independent Shooters League**

present

“Presidents Cup 2017”

Sunday, September 17, 2017

7 Stages, 181 rounds

at

Nanaimo Fish & Game

1325 Nanaimo Lakes Road

Nanaimo, BC

Match Director: Kevin Wheatcroft

CRO: Dom Piluso

General Notes and Rules

- Registration is from 8:30 am – 9:30 am. Prior approval by the Match Director is required for late registration. Match Fee; \$25.00 with pre-registration at www.islbc.ca, \$30 on match day.
 - This match consists of 7 stages and 181 rounds, 905 points.
 - I.S.L. membership is mandatory. Memberships will be available at the match.
 - At registration competitors must indicate which division they would prefer to shoot in (Open, Standard, Classic, Production, or Revolver) and Power Factor of their ammunition. (Major, Minor).
 - Rules as per current IPSC Rule Book and current I.S.L. house rules.
 - Safety Areas will be designated. No handling of ammunition is allowed in the safety areas.
 - It is each competitor's responsibility to have their loads chronographed through their own gun. Six rounds are required.
 - Due to range conditions, distances and actual layout may vary.
 - As a condition of entry, competitors will be required to work.
 - All no-shoot targets will be white unless otherwise specified.
 - Targets indicating hard cover will be painted black. The painted portion will not score.
 - All targets will be IPSC classic targets unless otherwise specified.
 - All competitors and spectators must wear hearing and eye protection while on the range.
 - All steel shoot targets will be primer red and must fall to score.
 - No alcoholic beverages will be allowed until shooting is completed for the day and all ranges cleared.
 - No trophies will be awarded. A cash draw for \$20 will be made with all participants eligible and the exact number of draws will be dependent on participation.
-
- For more information phone Kevin at 250-754-4543 before 9:00 PM or email kevin@actionshooters.org.
 - Information will also be posted on our website; www.islbc.ca

Stage 1

Which Way to go

Alley 1

Design: Jürgen B.

Rounds: 31

Points: 155

Scoring: Comstock

Start Signal: Audible

Stop Signal: Last Shot

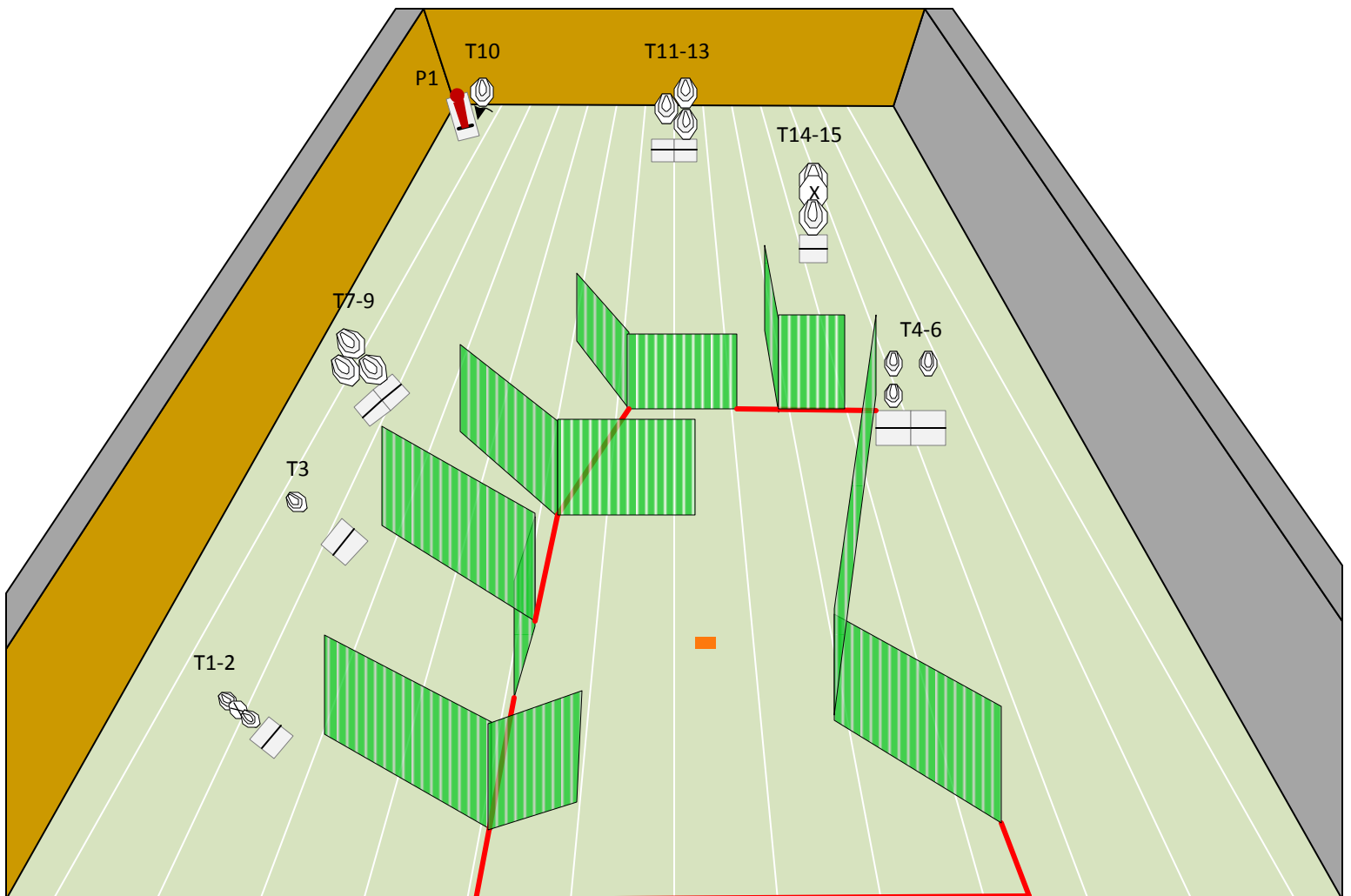
Range: 3 to 15m

Targets: 9 IPSC classic, 6 Mini IPSC Classic, 2 No Shoots, 1 Popper

Start position: Standing on plate facing down range, hands relaxed at sides. Firearm is unloaded and holstered.

Procedure: On start signal engage all targets as they become visible from within shooting area.

Notes: Popper P1 reveals target T10. Targets T1-6 are Mini IPSC



Stage 2

Crusty's revenge

Alley 2

Design: Jürgen B.

Rounds: 29

Points: 145

Scoring: Comstock

Start Signal: Audible

Stop Signal: Last Shot

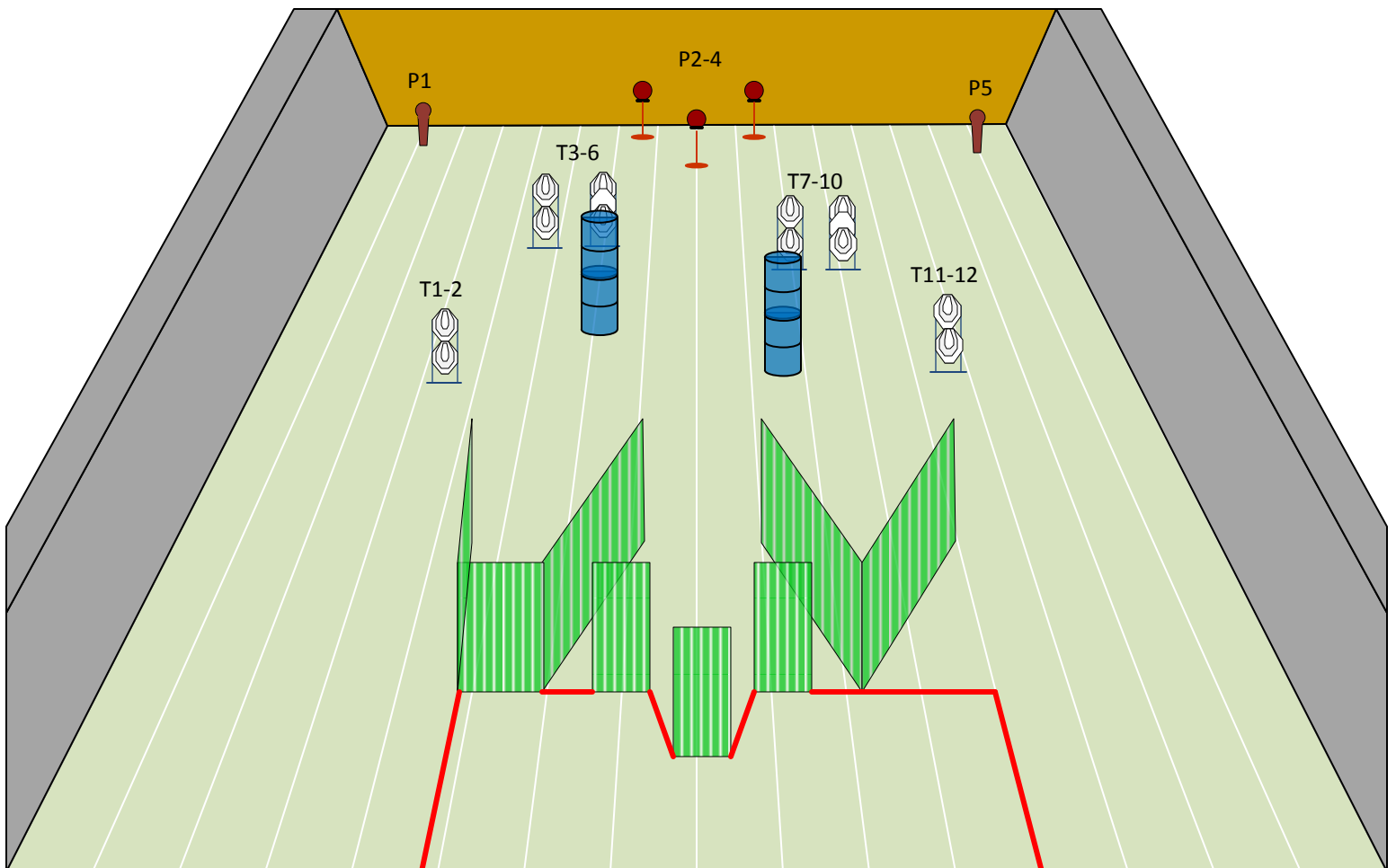
Range: 3 to 15m

Targets: 12 IPSC classic, 2 No Shoots. 2 IPSC Poppers, 3 Plates

Start position: Standing anywhere in shooting area, back to targets, thumbs touching head in Bullwinkle antlers. Firearm is loaded and holstered.

Procedure: On start signal engage all targets as they become visible from within area A.

Notes: None



Stage 3

Left, Right, Center

PPC Range
Design: Kevin W..

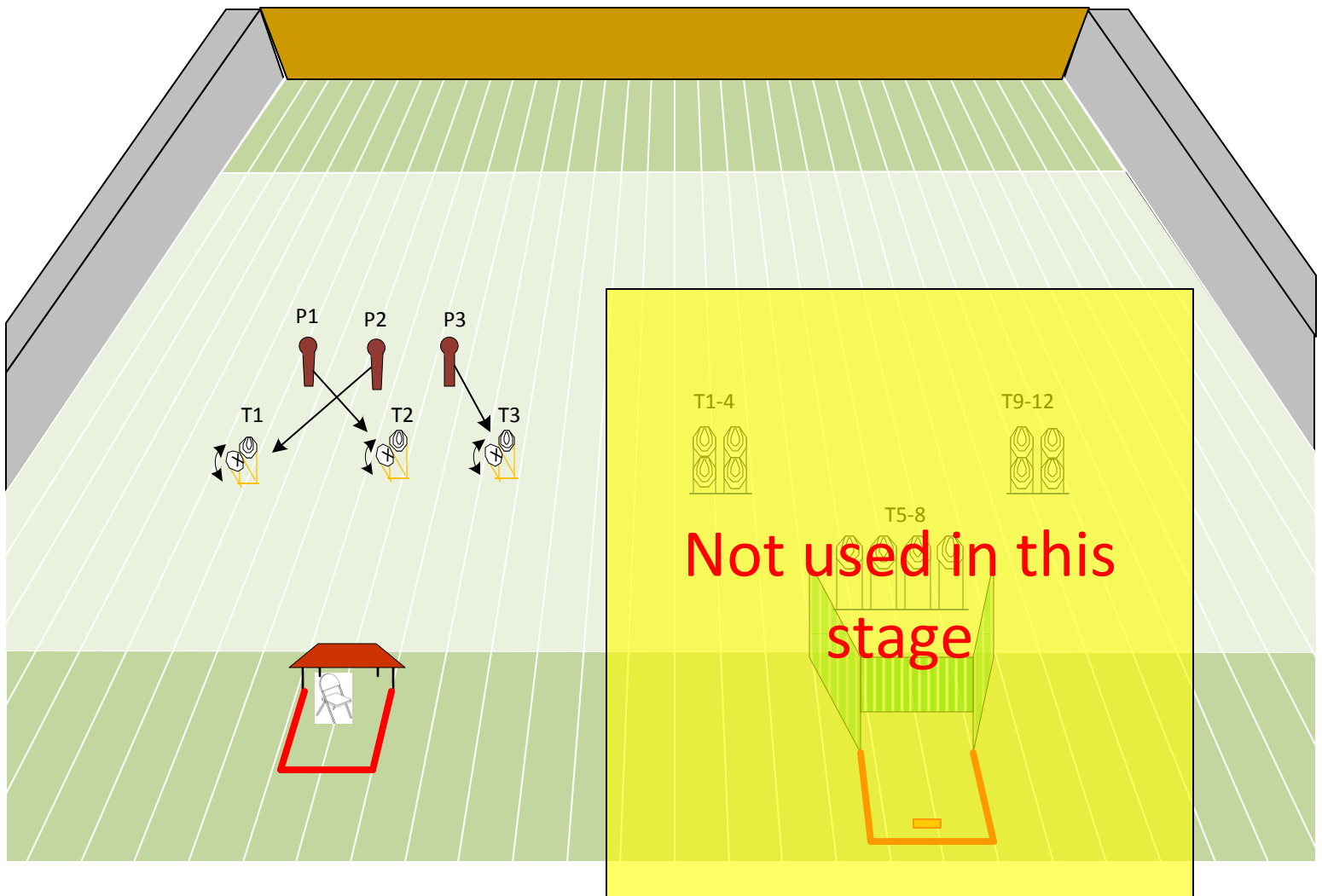
Rounds: 9 | Points: 45 | Scoring: Comstock | Start Signal: Audible | Stop Signal: Last Shot | Range: 10 - 15m

Targets: 3 IPSC classic, 3 No Shoots, 3 IPSC Poppers

Start position: Sitting in chair, hands relaxed on knees, unloaded gun and all magazines on table.

Procedure: On start signal engage all targets as they become visible from within shooting area.

Notes: Popper P1 activates Max-trap T2, Popper P2 activates Max-trap T1, Popper P3 activates Max-trap T3.
Targets visible at rest.



Low Bridge

PPC Range
Design: Kevin W.

Stage 4

Rounds: 24

Points: 120

Scoring: Comstock

Start Signal: Audible

Stop Signal: Last Shot

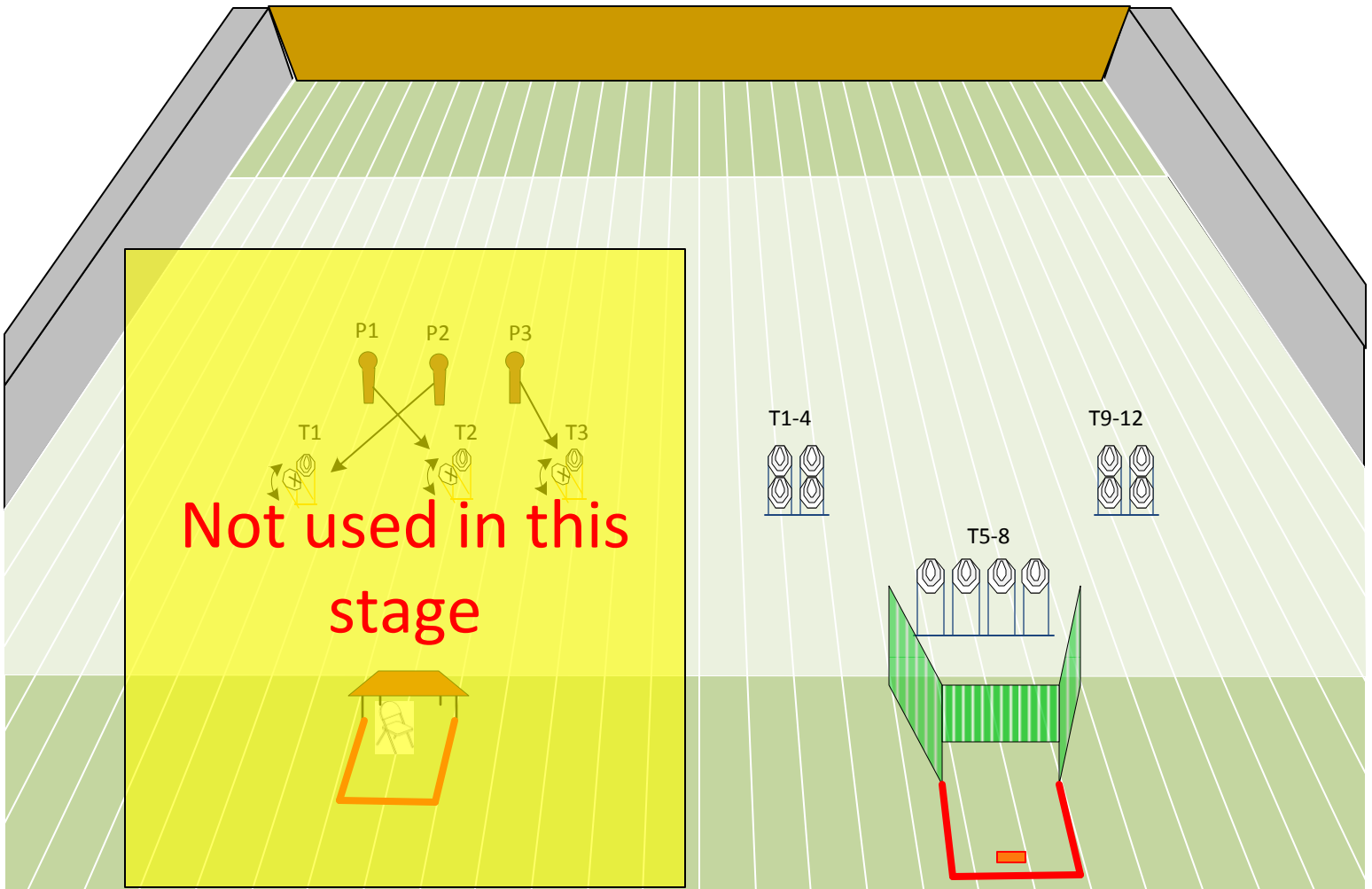
Range: 5 to 15m

Targets: 12 IPSC classic

Start position: Standing on plate, facing targets, with hands relaxed at sides. Firearm is loaded and holstered.

Procedure: On start signal engage all targets as they become visible from within shooting area.

Notes: None



Stage 5

2,4,6,8 run... repeat

Alley 4

Design.: Kevin B.

Rounds: 24

Points: 120

Scoring: Comstock

Start Signal: Audible

Stop Signal: Last Shot

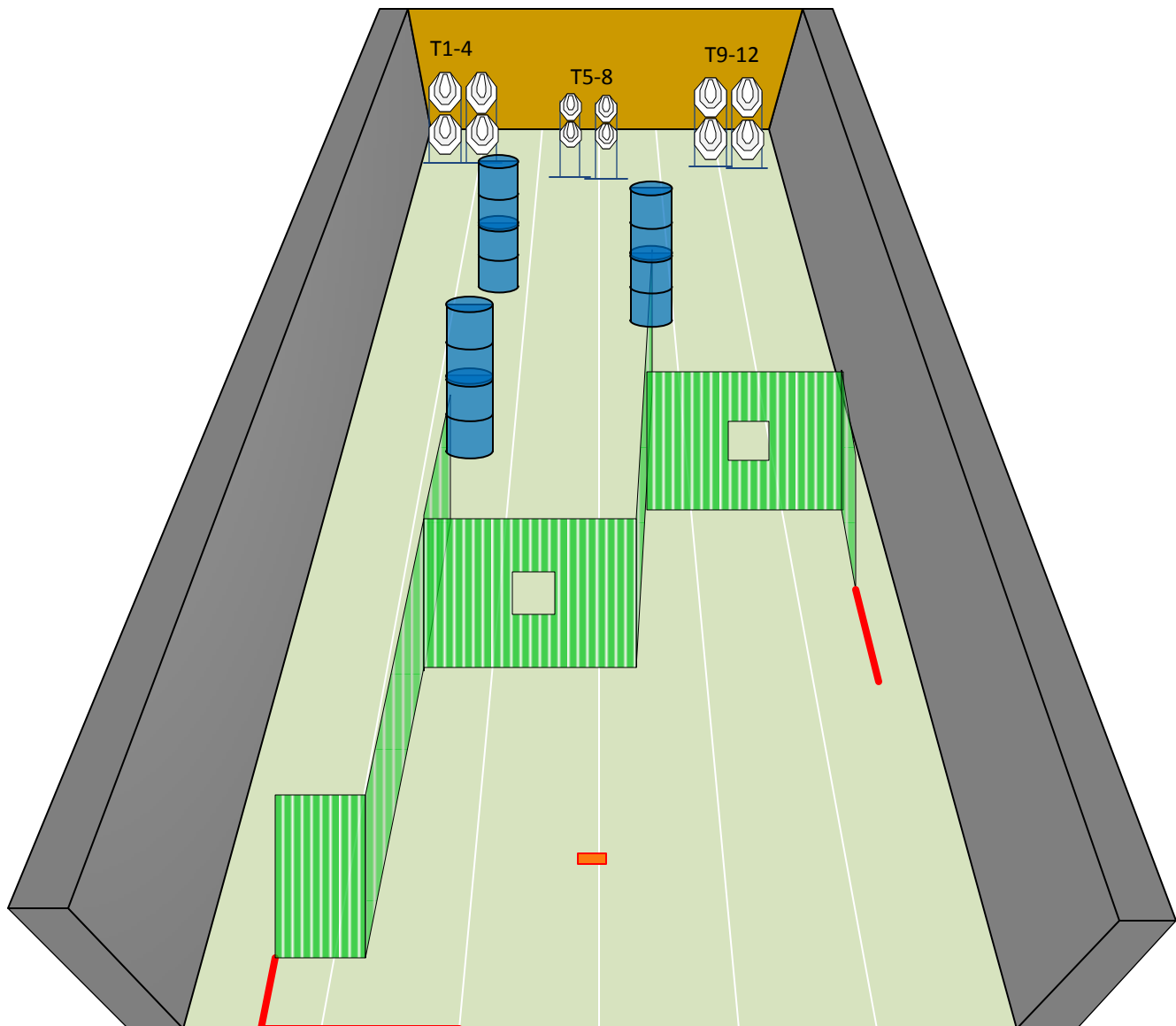
Range: 10 to 25m

Targets: 8 IPSC classic, 4 IPSC Mini Classic

Start position: Standing on orange plate, facing targets, hands relaxed at sides. Firearm is loaded and holstered.

Procedure: On start signal engage all targets as they become visible from within shooting area.

Notes: None.



Symetry

Alley 5

Design: Kevin W.

Stage 6

Rounds: 32

Points: 160

Scoring: Comstock

Start Signal: Audible

Stop Signal: Last Shot

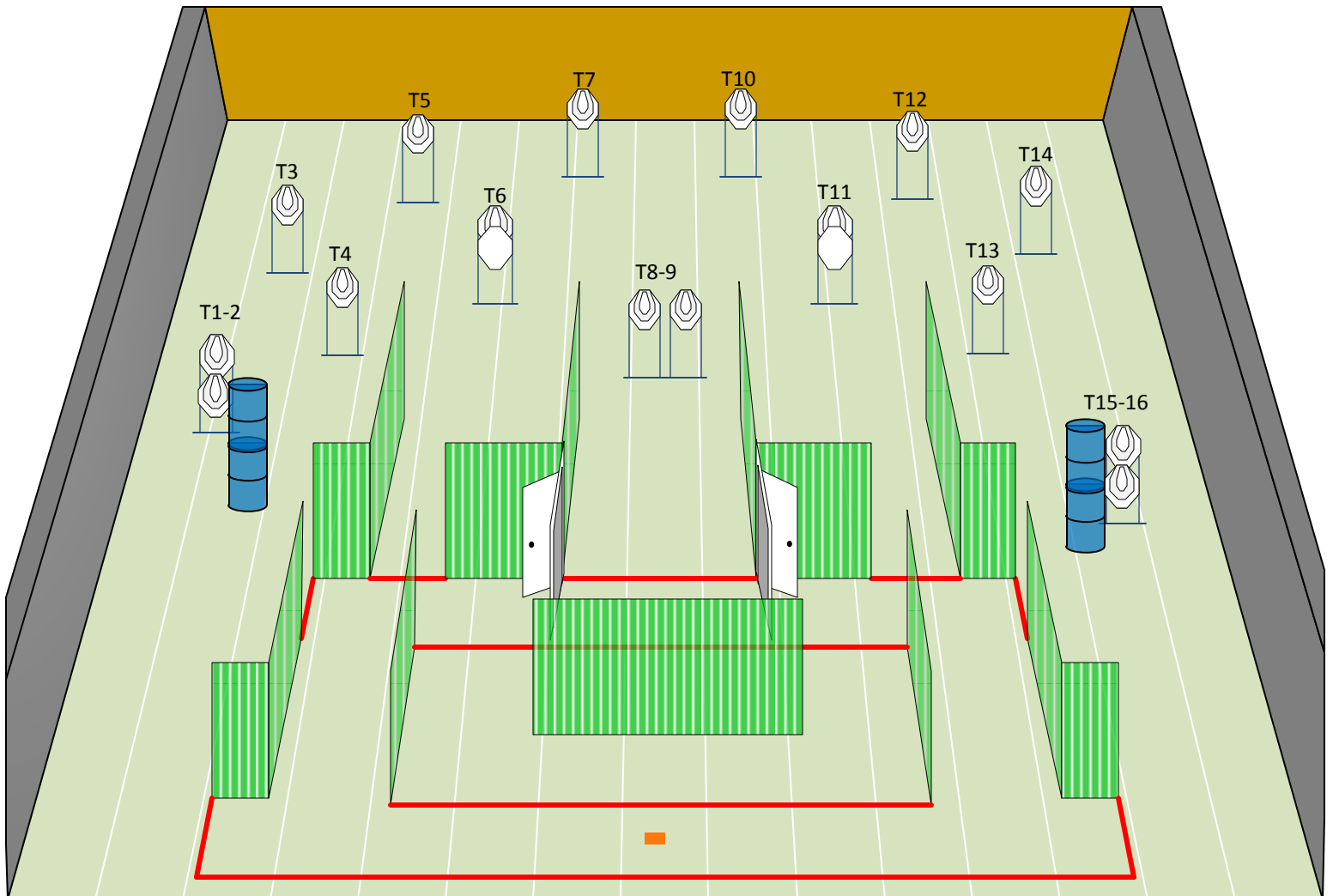
Range: 3 to 15m

Targets: 16 IPSC classic, 2 No shoots

Start position: Standing on plate, facing down range, hands relaxed at sides. Firearm is loaded and holstered.

Procedure: On start signal engage all targets as they become visible from within shooting area.

Notes: Doors will be closed at start.



Stage 7

Zig Zag

Alley 6
Design: Kevin W.

Rounds: 32 | Points: 160 | Scoring: Comstock | Start Signal: Audible | Stop Signal: Last Shot | Range: 3 to 12m

Targets: 16 IPSC Classic, 3 No-Shoots

Start position: Standing on orange plate, facing down range, hands relaxed at sides. Handgun is loaded and holstered.

Procedure: On start signal, engage all targets as they become visible from within shooting area.

Notes: 90 Degree is parallel to back berm.

